



Recycling Price History

	Mixed Plastic		Clear Plastic	Milk Jugs	Newspaper		Cardboard			Aluminum		Steel		Mixed Paper		Glass	
	HRF	OPR	OPR		NEP	OPR	HRF	NEP	OPR	PRO	OPR	PRO	GWS	NEP	OPR	NRRA	
Jan-18	(30.00)					50.00		70.00	85.00		920.00			22.00		(30.00)	
Feb-18	(80.00)	(50.00)				40.00		55.00	75.00		880-900			105.00		(30.00)	
Mar-18	(80.00)			560.00		40.00		55.00	70.00		900-1120			105.00	(30.00)	(30.00)	
Apr-18	(80.00)					25.00		50.00	65.00		900-1100			120.00	(35.00)	(30.00)	
May-18	(80.00)					25.00		35.00	55.00		1500-1600			120.00	(35.00)	(30.00)	
Jun-18	(80.00)					25.00		35.00	55.00		1,400.00			120.00	(30.00)	(30.00)	
Jul-18	(80.00)					25.00		35.00	55.00		960-1020		120-180	(35.00)	(30.00)	(30.00)	
Aug-18	(80.00)			520.00		25.00	50.00	35.00	55.00		860-1100			(28.00)	(30.00)	(30.00)	
Sep-18	(80.00)						50.00	35.00	55.00		1,120.00		105.00	(28.00)	(30.00)	(30.00)	
Oct-18	(80.00)			520.00		60.00		35.00	55.00		1,040.00		105.00	(20.00)	(35.00)	(35.00)	
Nov-18	(80.00)					60.00	45.00		55.00		1,100.00		110.00	(20.00)	(35.00)	(35.00)	
Dec-18	(80.00)					60.00	65.00		55.00		1,000.00		30.00	(20.00)	(35.00)	(35.00)	
Jan-19	(80.00)			460.00		125.00			55.00		680-720		30.00	(20.00)	(35.00)	(35.00)	
Feb-19	(80.00)					125.00			45.00		680.00		80.00	(20.00)	(35.00)	(35.00)	
Mar-19	(80.00)					100.00	110.00	40.00	40.00		620-800		95.00	(20.00)	(25.00)	(35.00)	
Apr-19	(80.00)					100.00			30.00		760.00		95.00	(20.00)	(35.00)	(35.00)	
May-19	(80.00)					100.00			20.00		580-760		130.00	(20.00)	(35.00)	(35.00)	
Jun-19	(80.00)					100.00			15.00		720.00		130.00	(20.00)	(35.00)	(35.00)	
Jul-19	(80) & (92)					100.00			15.00		540-720		70.00	(20.00)	(35.00)	(35.00)	
Aug-19	(92.00)			220.00		100.00			15.00		640-680		70.00	(20.00)	(35.00)	(35.00)	
Sep-19	(92.00)					100.00			15.00		440-680			(20.00)	(35.00)	(35.00)	
Oct-19	(92.00)			540.00		100.00	35.00		15.00	5.00			70.00	(20.00)	(30.00)	(35.00)	
Nov-19	(92.00)					80.00			10.00		620.00		70.00	(25.00)	(35.00)	(35.00)	
Dec-19	(92.00)			940.00		70.00			10.00		620.00		70-100	(25)-(110)	(35.00)	(35.00)	
Jan-20	(92.00)					70.00			10.00		620-640		100.00	(110.00)	(35.00)	(35.00)	
Feb-20				700.00		45.00			15.00		620.00				(35.00)	(35.00)	
Mar-20				600.00		25.00			30.00		400-600		65-75		(35.00)	(35.00)	
Apr-20									65.00		480.00			(27.00)	(35.00)	(35.00)	
May-20									100.00		480.00		55.00		(35.00)	(35.00)	
Jun-20						25.00			65.00		400-570			(15.00)	(35.00)	(35.00)	
Jul-20		(20.00)				80.00			40.00		460-640		55.00	(18.00)	(35.00)	(35.00)	
Aug-20						80.00			60.00		620-660			10.00	(35.00)	(35.00)	
Sep-20		0.00				80.00			75.00		680.00		55.00	0.00	(35.00)	(35.00)	
Oct-20				1,100.00		80.00	125.00		75.00		660-700		55.00	10.00	(35.00)	(35.00)	
Nov-20						80.00			75.00		600-740		55.00	15.00	(35.00)	(35.00)	
Dec-20									85.00	82.00	840.00			35.00	(35.00)	(35.00)	
Jan-21				1,160.00		125.00			95.00	90.00	840.00		90.00		45.00	(40.00)	
Feb-21			0.00	1,200.00					95.00	95.00	840.00		90.00		48.00	(40.00)	
Mar-21									115.00	90.00	840.00		110.00		55.00	(40.00)	
Apr-21									115.00		840-1100				60.00	(40.00)	
May-21									115.00		1040-1080		110.00	35.00	30.00	(40.00)	
Jun-21						125.00			125.00		900-960		110-140	55.00	67.00	(40.00)	
Jul-21				1,920.00		135.00			145.00	160.00	900.00			75.00		(40.00)	
Aug-21						135.00	180.00			200.00	940-1220		110.00		75.00	(40.00)	
Sep-21									200.00	195.00	1380-1400				80.00	(40.00)	
Oct-21				1480-1860					155.00	185.00	1,380.00		100.00		80.00	(40.00)	
Nov-21						125.00			170.00	160.00	1140-1300	1,160.00	100.00	90.00	70.00	(40.00)	
Dec-21						70.00			90.00	125.00		1,200.00			50.00	(40.00)	
Jan-22						260.00			80.00	115.00		1,300.00		157.22	50.00	(40-45)	
Feb-22						300.00			80.00	110.00		1,700.00		142-149.89	55.00	(40-45)	
Mar-22						520.00				110.00			200.00		75.00	(40-45)	
Apr-22						560.00				115.00		2,000.00			75.00	(40-45)	
May-22						400.00		200.00		115.00		1,200-1,400		160.00	70.00	(45.00)	
Jun-22						400.00				115.00		1,200.00		90-130	65.00	(40-45)	
Jul-22						100.00				115.00					60.00	(40-48)	
Aug-22						0.00		220.00		95.00		960.00		90.00	(30.00)	(40-48)	
Sep-22						0.00		210.00		45.00		700.00		80.00	(30.00)	(40-48)	
Oct-22						760.00				0.00		700.00			(60.00)	(40-48)	
Nov-22						0.00		195.00		(10.00)		720.00		78.00	(60.00)	(40-48)	
Dec-22						0.00				(10.00)		840.00			(30.00)	(40-48)	
Jan-23						30.00		185.00		0.00		860.00		78.40	(40.00)	(40-48)	
Feb-23						50.00		180.00		185.00		860.00			(60.00)	(20.00)	(40-48)
Mar-23						50.00				10.00		860.00		140.00	(20.00)	(40-48)	
Apr-23						15.00		185.00		15.00		860.00			(15.00)	(40-48)	
May-23						0.00				15.00		760.00		100.00	(15.00)	(40-48)	
Jun-23						0.00				20.00		800.00			(18.00)	(40-48)	
Jul-23										10.00			100.00		(18.00)	(40-48)	
Aug-23						0.00		105.00		20.00		620.00		110.00	(5.00)	(40-48)	
Sep-23						0.00		105.00		30.00		620.00		110.00	5.00	(40-48)	
Oct-23						0.00		320.00		40.00		560.00			5.00	(40-48)	
Nov-23				320.00		20.00		320.00		115.00					5.00	(40-48)	
Dec-23						0.00		115.00		65.00			140.00		5.00	(40-48)	

**SOUHEGAN REGIONAL LANDFILL DISTRICT**

**RECYCLING SUMMARY  
CONSOLIDATED**

<b>CONSOLIDATED RECYCLING</b>		<b>AMHERST</b>			<b>BROOKLINE</b>			<b>HOLLIS</b>			<b>MONT VERNON</b>			<b>TOTAL</b>	
		Tons	Trips	Net Inc/(Exp)	Tons	Trips	Net Inc/(Exp)	Tons	Trips	Net Inc/(Exp)	Tons	Trips	Net Inc/(Exp)	Tons	Net Inc/(Exp)
<b>2023</b>															
<b>1ST QUARTER</b>	January	67.20	9	(3,416.88)	32.51	6	(651.25)	27.44	5	(1,644.90)	8.29	4	(479.60)	135.44	(\$6,192.63)
	February	18.76	3	(995.50)	14.41	2	(1,171.60)	26.70	4	(870.24)	5.06	2	(656.40)	64.93	(\$3,693.74)
	March	35.67	5	(717.92)	34.49	6	(1,088.00)	33.76	4	(2,070.40)	13.35	3	(1,402.40)	117.27	(\$5,278.72)
	<b>2023</b>	<b>121.63</b>	<b>17</b>	<b>(\$5,130.30)</b>	<b>81.41</b>	<b>14</b>	<b>(\$2,910.85)</b>	<b>87.90</b>	<b>13</b>	<b>(\$4,585.54)</b>	<b>26.70</b>	<b>9</b>	<b>(\$2,538.40)</b>	<b>317.64</b>	<b>(\$15,165.09)</b>
	<b>2022</b>	<b>135.91</b>	<b>19</b>	<b>\$6,505.95</b>	<b>76.44</b>	<b>13</b>	<b>\$2,519.82</b>	<b>96.54</b>	<b>15</b>	<b>\$6,176.84</b>	<b>24.90</b>	<b>9</b>	<b>(\$592.80)</b>	<b>333.79</b>	<b>\$14,609.81</b>
<b>2ND QUARTER</b>	April	53.22	6	(505.02)	9.84	3	100.70	28.14	4	1,703.15	5.80	3	(168.55)	97.00	\$1,130.28
	May	30.16	5	(51.15)	32.41	5	(1,290.60)	35.41	4	(1,638.36)	5.33	2	(607.75)	103.31	(\$3,587.86)
	June	42.94	6	(1,350.38)	25.32	4	(1,785.62)	45.14	6	(1,409.00)	16.87	5	(1,250.12)	130.27	(\$5,795.12)
	<b>2023</b>	<b>126.32</b>	<b>17</b>	<b>(\$1,906.55)</b>	<b>67.57</b>	<b>12</b>	<b>(\$2,975.52)</b>	<b>108.69</b>	<b>14</b>	<b>(\$1,344.21)</b>	<b>28.00</b>	<b>10</b>	<b>(\$2,026.42)</b>	<b>330.58</b>	<b>(\$8,252.70)</b>
	<b>2022</b>	<b>122.34</b>	<b>16</b>	<b>\$8,138.15</b>	<b>90.25</b>	<b>17</b>	<b>\$5,926.60</b>	<b>132.45</b>	<b>17</b>	<b>\$7,939.85</b>	<b>41.66</b>	<b>12</b>	<b>\$2,844.30</b>	<b>386.70</b>	<b>\$24,848.90</b>
<b>3RD QUARTER</b>	July	38.28	4	(2,372.92)	19.30	4	(516.30)	17.73	2	(757.30)	5.30	2	(616.52)	80.61	(\$4,263.04)
	August	45.78	6	(1,240.57)	34.34	6	(1,517.50)	44.77	6	(1,495.58)	14.51	4	(1,104.05)	139.40	(\$5,357.70)
	September	27.79	5	(209.55)	25.58	4	(789.30)	28.32	4	(410.88)	5.55	2	(437.50)	87.24	(\$1,847.23)
	<b>2023</b>	<b>111.85</b>	<b>15</b>	<b>(\$3,823.04)</b>	<b>79.22</b>	<b>14</b>	<b>(\$2,823.10)</b>	<b>90.82</b>	<b>12</b>	<b>(\$2,663.76)</b>	<b>25.36</b>	<b>8</b>	<b>(\$2,158.07)</b>	<b>307.25</b>	<b>(\$11,467.97)</b>
	<b>2022</b>	<b>120.93</b>	<b>18</b>	<b>\$4,694.42</b>	<b>75.90</b>	<b>15</b>	<b>(\$1,496.35)</b>	<b>107.47</b>	<b>16</b>	<b>\$1,916.72</b>	<b>35.23</b>	<b>10</b>	<b>(\$2,416.65)</b>	<b>339.53</b>	<b>\$2,698.14</b>
<b>4TH QUARTER</b>	October	56.02	8	1,379.63	11.05	3	(21.20)	35.29	5	566.70	4.88	2	(485.45)	107.24	\$1,439.68
	November	36.76	5	(1,365.41)	35.96	6	(466.95)	39.83	5	(246.65)	14.00	4	(919.20)	126.55	(\$2,998.21)
	December	40.97	7	(453.47)	22.91	5	(338.80)	39.15	5	(1,252.77)	11.18	5	(1,080.30)	114.21	(\$3,125.34)
	<b>2023</b>	<b>133.75</b>	<b>20</b>	<b>(\$439.25)</b>	<b>69.92</b>	<b>14</b>	<b>(\$826.95)</b>	<b>114.27</b>	<b>15</b>	<b>(\$932.72)</b>	<b>30.06</b>	<b>11</b>	<b>(\$2,484.95)</b>	<b>348.00</b>	<b>(\$4,683.87)</b>
	<b>2022</b>	<b>121.67</b>	<b>16</b>	<b>(\$3,648.59)</b>	<b>78.69</b>	<b>15</b>	<b>(\$1,901.44)</b>	<b>111.54</b>	<b>15</b>	<b>(\$6,344.00)</b>	<b>33.70</b>	<b>9</b>	<b>(\$3,512.30)</b>	<b>345.60</b>	<b>(\$15,406.33)</b>
<b>TOTAL 2023</b>		<b>493.55</b>	<b>69</b>	<b>(\$11,299.14)</b>	<b>298.12</b>	<b>54</b>	<b>(\$9,536.42)</b>	<b>401.68</b>	<b>54</b>	<b>(\$9,526.23)</b>	<b>110.12</b>	<b>38</b>	<b>(\$9,207.84)</b>	<b>1303.47</b>	<b>(\$39,569.63)</b>
<b>TOTAL 2022</b>		<b>500.85</b>	<b>69</b>	<b>\$15,689.93</b>	<b>321.28</b>	<b>60</b>	<b>\$5,048.63</b>	<b>448.00</b>	<b>63</b>	<b>\$9,689.41</b>	<b>135.49</b>	<b>40</b>	<b>(\$3,677.45)</b>	<b>1405.62</b>	<b>\$26,750.52</b>

**SOUHEGAN REGIONAL LANDFILL DISTRICT**

**TRASH SUMMARY**

TRASH		AMHERST							
2023	Price per Ton	Tons	Trips	Ave Weight per Trip	Tipping Fees	Hauling Fees	Cost / Ton	Total Cost	
1ST QUARTER	January	(\$90)	196.76	10	19.68	(17,708.40)	(2,996.00)	(105.23)	(20,704.40)
	January - MA	(\$90)	22.22	1	22.22	(1,999.80)	(309.00)	(103.91)	(2,308.80)
	February	(\$90)	148.10	8	18.51	(13,329.00)	(2,378.00)	(106.06)	(15,707.00)
	February - MA								
	March	(\$90)	181.50	9	20.17	(16,335.00)	(2,781.00)	(105.32)	(19,116.00)
	2023		<b>548.58</b>	<b>28</b>	<b>19.59</b>	<b>(\$49,372.20)</b>	<b>(\$8,464.00)</b>	<b>(\$105.43)</b>	<b>(\$57,836.20)</b>
2022		<b>573.17</b>	<b>28</b>	<b>20.47</b>	<b>(\$44,090.46)</b>	<b>(\$8,464.00)</b>	<b>(\$91.69)</b>	<b>(\$52,554.46)</b>	
2ND QUARTER	April	(\$90)	176.43	9	19.60	(15,878.70)	(2,687.00)	(105.23)	(18,565.70)
	April - MA	(\$90)	20.09	1	20.09	(1,808.10)	(279.00)	(103.89)	(2,087.10)
	May	(\$90)	92.11	5	18.42	(8,289.90)	(1,451.00)	(105.75)	(9,740.90)
	May - MA	(\$90)	106.77	5	21.35	(9,609.30)	(1,395.00)	(103.07)	(11,004.30)
	June	(\$90)	226.09	11	20.55	(20,348.10)	(3,305.00)	(104.62)	(23,653.10)
	2023		<b>621.49</b>	<b>31</b>	<b>20.05</b>	<b>(\$55,934.10)</b>	<b>(\$9,117.00)</b>	<b>(\$104.67)</b>	<b>(\$65,051.10)</b>
2022		<b>667.09</b>	<b>33</b>	<b>20.21</b>	<b>(\$52,085.60)</b>	<b>(\$9,915.00)</b>	<b>(\$92.94)</b>	<b>(\$62,000.60)</b>	
3RD QUARTER	July	(\$90)	249.07	12	20.76	(22,416.30)	(3,614.00)	(104.51)	(26,030.30)
	August	(\$90)	207.86	10	20.79	(18,707.40)	(2,996.00)	(104.41)	(21,703.40)
	September	(\$90)	190.44	9	21.16	(17,139.60)	(2,781.00)	(104.60)	(19,920.60)
	2023		<b>647.37</b>	<b>31</b>	<b>20.88</b>	<b>(\$58,263.30)</b>	<b>(\$9,391.00)</b>	<b>(\$104.51)</b>	<b>(\$67,654.30)</b>
2022		<b>626.40</b>	<b>29</b>	<b>21.60</b>	<b>(\$48,743.05)</b>	<b>(\$8,773.00)</b>	<b>(\$91.82)</b>	<b>(\$57,516.05)</b>	
4TH QUARTER	October	(\$90)	151.80	8	18.98	(13,662.00)	(2,378.00)	(105.67)	(16,040.00)
	October - MA	(\$90)	64.34	3	21.45	(5,790.60)	(837.00)	(103.01)	(6,627.60)
	November	(\$90)	138.90	7	19.84	(12,501.00)	(2,163.00)	(105.57)	(14,664.00)
	November - MA	(\$90)	68.77	5	13.75	(6,189.30)	(1,437.00)	(110.90)	(7,626.30)
	December	(\$90)	167.60	9	18.62	(15,084.00)	(2,687.00)	(106.03)	(17,771.00)
	December - MA	(\$90)	42.57	2	21.29	(3,831.30)	(600.00)	(104.09)	(4,431.30)
2023		<b>633.98</b>	<b>34</b>	<b>18.65</b>	<b>(\$57,058.20)</b>	<b>(\$10,102.00)</b>	<b>(\$105.93)</b>	<b>(\$67,160.20)</b>	
2022		<b>627.35</b>	<b>32</b>	<b>19.60</b>	<b>(\$49,018.15)</b>	<b>(\$9,606.00)</b>	<b>(\$93.45)</b>	<b>(\$58,624.15)</b>	
<b>TOTAL 2023</b>			<b>2,451.42</b>	<b>124</b>	<b>19.77</b>	<b>(\$220,627.80)</b>	<b>(\$37,074.00)</b>	<b>(\$105.12)</b>	<b>(\$257,701.80)</b>
<b>TOTAL 2022</b>			<b>2,494.01</b>	<b>122</b>	<b>20.44</b>	<b>(\$203,461.88)</b>	<b>(\$203,461.88)</b>	<b>(\$163.16)</b>	<b>(\$406,923.76)</b>
2023 % Trash						<b>83.24%</b>			
2022 % Trash						<b>83.28%</b>			

**SOUHEGAN REGIONAL LANDFILL DISTRICT**

**TRASH SUMMARY**

TRASH		BROOKLINE							
2023	Price per Ton	Tons	Trips	Ave Weight	Tipping Fees	Hauling Fees	Cost / Ton	Total Cost	
1ST QUARTER	January	(\$90)	66.14	5	13.23	(5,952.60)	(1,545.00)	(113.36)	(7,497.60)
	January - MA	(\$90)	52.81	5	10.56	(4,752.90)	(1,545.00)	(119.26)	(6,297.90)
	February	(\$90)	84.12	8	10.52	(7,570.80)	(2,378.00)	(118.27)	(9,948.80)
	February - MA								
	March	(\$90)	119.08	8	14.89	(10,717.20)	(2,472.00)	(110.76)	(13,189.20)
		2023		<b>322.15</b>	<b>26</b>	<b>12.39</b>	<b>(\$28,993.50)</b>	<b>(\$7,940.00)</b>	<b>(\$114.65)</b>
	2022		<b>339.29</b>	<b>24</b>	<b>14.14</b>	<b>(\$26,099.89)</b>	<b>(\$7,416.00)</b>	<b>(\$98.78)</b>	<b>(\$33,515.89)</b>
2ND QUARTER	April	(\$90)	96.67	7	13.81	(8,700.30)	(2,163.00)	(112.38)	(10,863.30)
	April - MA	(\$90)	16.77	1	16.77	(1,509.30)	(279.00)	(106.64)	(1,788.30)
	May	(\$90)	86.96	7	12.42	(7,826.40)	(2,163.00)	(114.87)	(9,989.40)
	May - MA	(\$90)	56.79	4	14.20	(5,111.10)	(1,116.00)	(109.65)	(6,227.10)
	June	(\$90)	128.12	9	14.24	(11,530.80)	(2,781.00)	(111.71)	(14,311.80)
		2023		<b>385.31</b>	<b>28</b>	<b>13.76</b>	<b>(\$34,677.90)</b>	<b>(\$8,502.00)</b>	<b>(\$112.07)</b>
	2022		<b>370.99</b>	<b>27</b>	<b>13.74</b>	<b>(\$28,766.50)</b>	<b>(\$8,343.00)</b>	<b>(\$100.03)</b>	<b>(\$37,109.50)</b>
3RD QUARTER	July	(\$90)	132.54	10	13.25	(11,928.60)	(3,090.00)	(113.31)	(15,018.60)
	August	(\$90)	120.88	9	13.43	(10,879.20)	(2,781.00)	(113.01)	(13,660.20)
	September	(\$90)	124.54	9	13.84	(11,208.60)	(2,781.00)	(112.33)	(13,989.60)
		2023		<b>377.96</b>	<b>28</b>	<b>13.50</b>	<b>(\$34,016.40)</b>	<b>(\$8,652.00)</b>	<b>(\$112.89)</b>
	2022		<b>398.90</b>	<b>28</b>	<b>14.25</b>	<b>(\$30,866.42)</b>	<b>(\$8,652.00)</b>	<b>(\$99.07)</b>	<b>(\$39,518.42)</b>
4TH QUARTER	October	(\$90)	84.84	6	14.14	(7,635.60)	(1,854.00)	(111.85)	(9,489.60)
	October - MA	(\$90)	49.21	4	12.30	(4,428.90)	(1,116.00)	(112.68)	(5,544.90)
	November	(\$90)	88.40	6	14.73	(7,956.00)	(1,854.00)	(110.97)	(9,810.00)
	November - MA	(\$90)	41.66	3	13.89	(3,749.40)	(900.00)	(111.60)	(4,649.40)
	December	(\$90)	84.37	7	12.05	(7,593.30)	(2,163.00)	(115.64)	(9,756.30)
	December - MA	(\$90)	47.47	4	11.87	(4,272.30)	(1,200.00)	(115.28)	(5,472.30)
	2023		<b>395.95</b>	<b>30</b>	<b>13.20</b>	<b>(\$35,635.50)</b>	<b>(\$9,087.00)</b>	<b>(\$112.95)</b>	<b>(\$44,722.50)</b>
	2022		<b>377.29</b>	<b>28</b>	<b>13.47</b>	<b>(\$29,465.77)</b>	<b>(\$8,652.00)</b>	<b>(\$101.03)</b>	<b>(\$38,117.77)</b>
<b>TOTAL 2023</b>			<b>1,481.37</b>	<b>112</b>	<b>13.23</b>	<b>(\$133,323.30)</b>	<b>(\$34,181.00)</b>	<b>(\$113.07)</b>	<b>(\$167,504.30)</b>
<b>TOTAL 2022</b>			<b>1,486.47</b>	<b>107</b>	<b>13.89</b>	<b>(\$118,936.20)</b>	<b>(\$203,461.88)</b>	<b>(\$216.89)</b>	<b>(\$322,398.08)</b>
<b>2023 % Trash</b>			<b>83.25%</b>						
<b>2022 % Trash</b>			<b>82.23%</b>						

**SOUHEGAN REGIONAL LANDFILL DISTRICT**

**TRASH SUMMARY**

TRASH			HOLLIS						
2023	Price per Ton		Tons	Trips	Ave Weight	Tipping Fees	Hauling Fees	Cost / Ton	Total Cost
1ST QUARTER	January	(\$90)	60.67	3	20.22	(5,460.30)	(927.00)	(105.28)	(6,387.30)
	January - MA	(\$90)	129.77	9	14.42	(11,679.30)	(2,781.00)	(111.43)	(14,460.30)
	February	(\$90)	145.46	11	13.22	(13,091.40)	(3,399.00)	(113.37)	(16,490.40)
	February-MA	(\$90)	20.26	1	20.26	(1,823.40)	(309.00)	(105.25)	(2,132.40)
	March	(\$90)	193.74	14	13.84	(17,436.60)	(4,326.00)	(112.33)	(21,762.60)
	2023		<b>549.90</b>	<b>38</b>	<b>14.47</b>	<b>(\$49,491.00)</b>	<b>(\$11,742.00)</b>	<b>(\$111.35)</b>	<b>(\$61,233.00)</b>
	2022		<b>560.02</b>	<b>37</b>	<b>15.14</b>	<b>(\$43,082.28)</b>	<b>(\$11,433.00)</b>	<b>(\$97.35)</b>	<b>(\$54,515.28)</b>
2ND QUARTER	April	(\$90)	173.48	11	15.77	(15,613.20)	(3,399.00)	(109.59)	(19,012.20)
	April - MA	(\$90)	16.18	1	16.18	(1,456.20)	(279.00)	(107.24)	(1,735.20)
	May	(\$90)	112.36	7	16.05	(10,112.40)	(2,163.00)	(109.25)	(12,275.40)
	May - MA	(\$90)	107.20	7	15.31	(9,648.00)	(1,953.00)	(108.22)	(11,601.00)
	June	(\$90)	226.04	13	17.39	(20,343.60)	(4,017.00)	(107.77)	(24,360.60)
	2023		<b>635.26</b>	<b>39</b>	<b>16.29</b>	<b>(\$57,173.40)</b>	<b>(\$11,811.00)</b>	<b>(\$108.59)</b>	<b>(\$68,984.40)</b>
2022		<b>664.21</b>	<b>40</b>	<b>16.61</b>	<b>(\$51,434.83)</b>	<b>(\$12,266.00)</b>	<b>(\$95.90)</b>	<b>(\$63,700.83)</b>	
3RD QUARTER	July	(\$90)	218.95	13	16.84	(19,705.50)	(4,017.00)	(108.35)	(23,722.50)
	August	(\$90)	219.67	13	16.90	(19,770.30)	(4,017.00)	(108.29)	(23,787.30)
	September	(\$90)	217.32	13	16.72	(19,558.80)	(4,017.00)	(108.48)	(23,575.80)
	2023		<b>655.94</b>	<b>39</b>	<b>16.82</b>	<b>(\$59,034.60)</b>	<b>(\$12,051.00)</b>	<b>(\$108.37)</b>	<b>(\$71,085.60)</b>
2022		<b>673.81</b>	<b>40</b>	<b>16.85</b>	<b>(\$52,177.12)</b>	<b>(\$12,360.00)</b>	<b>(\$95.78)</b>	<b>(\$64,537.12)</b>	
4TH QUARTER	October	(\$90)	152.22	9	16.91	(13,699.80)	(2,781.00)	(108.27)	(16,480.80)
	October - MA	(\$90)	74.60	4	18.65	(6,714.00)	(1,116.00)	(104.96)	(7,830.00)
	November	(\$90)	181.70	10	18.17	(16,353.00)	(3,090.00)	(107.01)	(19,443.00)
	November - MA	(\$90)	52.99	3	17.66	(4,769.10)	(858.00)	(106.19)	(5,627.10)
	December	(\$90)	128.89	8	16.11	(11,600.10)	(2,472.00)	(109.18)	(14,072.10)
	December - MA	(\$90)	89.01	5	17.80	(8,010.90)	(1,500.00)	(106.85)	(9,510.90)
2023		<b>679.41</b>	<b>39</b>	<b>17.42</b>	<b>(\$61,146.90)</b>	<b>(\$11,817.00)</b>	<b>(\$107.39)</b>	<b>(\$72,963.90)</b>	
2022		<b>654.01</b>	<b>39</b>	<b>16.77</b>	<b>(\$51,608.72)</b>	<b>(\$12,051.00)</b>	<b>(\$97.34)</b>	<b>(\$63,659.72)</b>	
<b>TOTAL 2023</b>			<b>2,520.51</b>	<b>155</b>	<b>16.26</b>	<b>(\$226,845.90)</b>	<b>(\$47,421.00)</b>	<b>(\$108.81)</b>	<b>(\$274,266.90)</b>
<b>TOTAL 2022</b>			<b>2,552.05</b>	<b>156</b>	<b>16.36</b>	<b>(\$212,616.84)</b>	<b>(\$203,461.88)</b>	<b>(\$163.04)</b>	<b>(\$416,078.72)</b>
<b>2023 % Trash</b>			<b>86.25%</b>						
<b>2022 % Trash</b>			<b>85.07%</b>						

**SOUHEGAN REGIONAL LANDFILL DISTRICT**

**TRASH SUMMARY**

TRASH		MONT VERNON							
2023	Price per Ton	Tons	Trips	Ave Weight	Tipping Fees	Hauling Fees	Cost / Ton	Total Cost	
1ST QUARTER	January	(\$90)	43.42	4	10.86	(3,911.40)	(1,142.00)	(116.38)	(5,053.40)
	January - MA	(\$90)	13.28	1	13.28	(1,195.20)	(309.00)	(113.27)	(1,504.20)
	February	(\$90)	55.40	5	11.08	(4,986.00)	(1,451.00)	(116.19)	(6,437.00)
	February - MA								
	March	(\$90)	60.03	6	10.01	(5,426.10)	(1,760.00)	(119.71)	(7,186.10)
		2023		<b>172.13</b>	<b>16</b>	<b>10.76</b>	<b>(\$15,518.70)</b>	<b>(\$4,662.00)</b>	<b>(\$117.24)</b>
	2022		<b>185.80</b>	<b>21</b>	<b>8.85</b>	<b>(\$14,277.54)</b>	<b>(\$5,737.00)</b>	<b>(\$107.72)</b>	<b>(\$20,014.54)</b>
2ND QUARTER	April	(\$90)	61.08	6	10.18	(5,500.80)	(1,666.00)	(117.33)	(7,166.80)
	April - MA	(\$90)			0.00	0.00			0.00
	May	(\$90)	47.25	5	9.45	(4,256.10)	(1,357.00)	(118.80)	(5,613.10)
	May - MA	(\$90)	28.07	2	14.04	(2,526.30)	(558.00)	(109.88)	(3,084.30)
	June	(\$90)	66.09	6	11.02	(5,948.10)	(1,666.00)	(115.21)	(7,614.10)
		2023		<b>202.49</b>	<b>19</b>	<b>10.66</b>	<b>(\$18,231.30)</b>	<b>(\$5,247.00)</b>	<b>(\$115.95)</b>
	2022		<b>201.16</b>	<b>21</b>	<b>9.58</b>	<b>(\$15,744.23)</b>	<b>(\$5,737.00)</b>	<b>(\$106.79)</b>	<b>(\$21,481.23)</b>
3RD QUARTER	July	(\$90)	68.79	5	13.76	(6,191.10)	(1,357.00)	(109.73)	(7,548.10)
	August	(\$90)	80.79	7	11.54	(7,281.00)	(1,975.00)	(114.57)	(9,256.00)
	September	(\$90)	62.82	5	12.56	(5,653.80)	(1,451.00)	(113.10)	(7,104.80)
		2023		<b>212.40</b>	<b>17</b>	<b>12.49</b>	<b>(\$19,125.90)</b>	<b>(\$4,783.00)</b>	<b>(\$112.57)</b>
	2022		<b>207.63</b>	<b>22</b>	<b>9.44</b>	<b>(\$16,001.37)</b>	<b>(\$5,952.00)</b>	<b>(\$105.73)</b>	<b>(\$21,953.37)</b>
4TH QUARTER	October	(\$90)	46.40	4	11.60	(4,176.00)	(1,142.00)	(114.61)	(5,318.00)
	October - MA	(\$90)	13.93	1	13.93	(1,253.70)	(279.00)	(110.03)	(1,532.70)
	November	(\$90)	66.09	5	13.22	(5,948.10)	(1,451.00)	(111.95)	(7,399.10)
	November - MA	(\$90)	14.45	1	14.45	(1,300.50)	(300.00)	(110.76)	(1,600.50)
	December	(\$90)	45.53	3	15.18	(4,097.70)	(927.00)	(110.36)	(5,024.70)
	December - MA	(\$90)	17.15	2	8.58	(1,543.50)	(515.00)	(120.03)	(2,058.50)
	2023		<b>203.55</b>	<b>16</b>	<b>12.72</b>	<b>(\$18,319.50)</b>	<b>(\$4,614.00)</b>	<b>(\$112.67)</b>	<b>(\$22,933.50)</b>
	2022		<b>204.69</b>	<b>19</b>	<b>10.77</b>	<b>(\$16,019.34)</b>	<b>(\$5,307.00)</b>	<b>(\$104.19)</b>	<b>(\$21,326.34)</b>
<b>TOTAL 2023</b>			<b>790.57</b>	<b>68</b>	<b>11.63</b>	<b>(\$71,195.40)</b>	<b>(\$19,306.00)</b>	<b>(\$114.48)</b>	<b>(\$90,501.40)</b>
<b>TOTAL 2022</b>			<b>799.28</b>	<b>83</b>	<b>9.63</b>	<b>(\$67,760.84)</b>	<b>(\$203,461.88)</b>	<b>(\$339.33)</b>	<b>(\$271,222.72)</b>
<b>2023 % Trash</b>			<b>87.77%</b>						
<b>2022 % Trash</b>			<b>85.51%</b>						

**SOUHEGAN REGIONAL LANDFILL DISTRICT**

**TRASH SUMMARY**

TRASH		TOTAL							
2023	Price per Ton	Tons	Trips	Ave Weight	Tipping Fees	Hauling Fees	Cost / Ton	Total Cost	
1ST QUARTER	January	(\$90)	366.99	22	16.68	(33,032.70)	(6,610.00)	(108.02)	(39,642.70)
	January - MA	(\$90)	218.08	16	13.63	(19,627.20)	(4,944.00)	(112.67)	(24,571.20)
	February	(\$90)	433.08	32	13.53	(38,977.20)	(9,606.00)	(112.18)	(48,583.20)
	February - MA	(\$90)	20.26	1	20.26	(1,823.40)	(309.00)	(105.25)	(2,132.40)
	March	(\$90)	554.35	37	14.98	(49,914.90)	(11,339.00)	(110.50)	(61,253.90)
	2023		<b>1,592.76</b>	<b>108</b>	<b>14.75</b>	<b>(\$143,375.40)</b>	<b>(\$32,808.00)</b>	<b>(\$110.62)</b>	<b>(\$176,183.40)</b>
2022		<b>1,658.28</b>	<b>110</b>	<b>15.08</b>	<b>(\$127,550.17)</b>	<b>(\$33,050.00)</b>	<b>(\$96.85)</b>	<b>(\$160,600.17)</b>	
2ND QUARTER	April	(\$90)	507.66	33	15.38	(45,693.00)	(9,915.00)	(109.54)	(55,608.00)
	April - MA	(\$90)	53.04	3	17.68	(4,773.60)	(837.00)	(105.78)	(5,610.60)
	May	(\$90)	338.68	24	14.11	(30,484.80)	(7,134.00)	(111.07)	(37,618.80)
	May - MA	(\$90)	298.83	18	16.60	(26,894.70)	(5,022.00)	(106.81)	(31,916.70)
	June	(\$90)	646.34	39	16.57	(58,170.60)	(11,769.00)	(108.21)	(69,939.60)
	2023		<b>1,844.55</b>	<b>117</b>	<b>15.77</b>	<b>(\$166,016.70)</b>	<b>(\$34,677.00)</b>	<b>(\$108.80)</b>	<b>(\$200,693.70)</b>
2022		<b>1,903.45</b>	<b>121</b>	<b>15.73</b>	<b>(\$148,031.16)</b>	<b>(\$36,261.00)</b>	<b>(\$96.82)</b>	<b>(\$184,292.16)</b>	
3RD QUARTER	July	(\$90)	669.35	40	16.73	(60,241.50)	(12,078.00)	(108.04)	(72,319.50)
	August	(\$90)	629.20	39	16.13	(56,637.90)	(11,769.00)	(108.72)	(68,406.90)
	September	(\$90)	595.12	36	16.53	(53,560.80)	(11,030.00)	(108.53)	(64,590.80)
	2023		<b>1,893.67</b>	<b>115</b>	<b>16.47</b>	<b>(\$170,440.20)</b>	<b>(\$34,877.00)</b>	<b>(\$108.42)</b>	<b>(\$205,317.20)</b>
2022		<b>1,906.74</b>	<b>119</b>	<b>16.02</b>	<b>(\$147,787.97)</b>	<b>(\$35,737.00)</b>	<b>(\$96.25)</b>	<b>(\$183,524.97)</b>	
4TH QUARTER	October	(\$90)	435.26	27	16.12	(39,173.40)	(8,155.00)	(108.74)	(47,328.40)
	October - MA	(\$90)	202.08	12	16.84	(18,187.20)	(3,348.00)	(106.57)	(21,535.20)
	November	(\$90)	475.09	28	16.97	(42,758.10)	(8,558.00)	(108.01)	(51,316.10)
	November - MA	(\$90)	177.87	12	14.82	(16,008.30)	(3,495.00)	(109.65)	(19,503.30)
	December	(\$90)	426.39	27	15.79	(38,375.10)	(8,249.00)	(109.35)	(46,624.10)
	December - MA	(\$90)	196.20	13	15.09	(17,658.00)	(3,815.00)	(109.44)	(21,473.00)
2023		<b>1,912.89</b>	<b>119</b>	<b>16.07</b>	<b>(\$172,160.10)</b>	<b>(\$35,620.00)</b>	<b>(\$108.62)</b>	<b>(\$207,780.10)</b>	
2022		<b>1,863.34</b>	<b>118</b>	<b>15.79</b>	<b>(\$146,111.98)</b>	<b>(\$35,616.00)</b>	<b>(\$97.53)</b>	<b>(\$181,727.98)</b>	
<b>TOTAL 2023</b>			<b>7,243.87</b>	<b>459</b>	<b>15.78</b>	<b>(\$651,992.40)</b>	<b>(\$137,982.00)</b>	<b>(\$109.05)</b>	<b>(\$789,974.40)</b>
<b>TOTAL 2022</b>			<b>7,331.81</b>	<b>468</b>	<b>15.67</b>	<b>(\$602,775.76)</b>	<b>(\$813,847.52)</b>	<b>(\$193.22)</b>	<b>(\$1,416,623.28)</b>
<b>2023 % Trash</b>			<b>84.75%</b>						
<b>2022 % Trash</b>			<b>83.91%</b>						



**SOUHEGAN REGIONAL LANDFILL DISTRICT**

**RECYCLING SUMMARY  
MIXED PLASTIC**

MIXED PLASTIC		AMHERST						
2023	Price per Ton	Tons	Trips	Ave Weight per Trip	Recycling Income / (Expense)	Hauling Expense	Net Inc/(Exp) per Ton	Total Net Income / (Expense)
1ST QUARTER	January	0.00	0	0.00	0.00	0.00	0.00	0.00
	February	0.00	0	0.00	0.00	0.00	0.00	0.00
	March	0.00	0	0.00	0.00	0.00	0.00	0.00
	2023	0.00	0	0.00	\$0.00	\$0.00	\$0.00	\$0.00
	2022	0.00	0	0.00	\$0.00	\$0.00	\$0.00	\$0.00
2ND QUARTER	April	0.00	0	0.00	0.00	0.00	0.00	0.00
	May	0.00	0	0.00	0.00	0.00	0.00	0.00
	June	0.00	0	0.00	0.00	0.00	0.00	0.00
	2023	0.00	0	0.00	\$0.00	\$0.00	\$0.00	\$0.00
	2022	0.00	0	0.00	\$0.00	\$0.00	\$0.00	\$0.00
3RD QUARTER	July	0.00	0	0.00	0.00	0.00	0.00	0.00
	August	0.00	0	0.00	0.00	0.00	0.00	0.00
	September	0.00	0	0.00	0.00	0.00	0.00	0.00
	2023	0.00	0	0.00	\$0.00	\$0.00	\$0.00	\$0.00
	2022	0.00	0	0.00	\$0.00	\$0.00	\$0.00	\$0.00
4TH QUARTER	October	0.00	0	0.00	0.00	0.00	0.00	0.00
	November	0.00	0	0.00	0.00	0.00	0.00	0.00
	December	0.00	0	0.00	0.00	0.00	0.00	0.00
	2023	0.00	0	0.00	\$0.00	\$0.00	\$0.00	\$0.00
	2022	0.00	0	0.00	\$0.00	\$0.00	\$0.00	\$0.00
TOTAL 2023		0.00	0	0.00	\$0.00	\$0.00	\$0.00	\$0.00
TOTAL 2022		0.00	0	0.00	\$0.00	\$0.00	\$0.00	\$0.00

MIXED PLASTIC		BROOKLINE						
2023	Price per Ton	Tons	Trips	Ave Weight per Trip	Recycling Income / (Expense)	Hauling Expense	Net Inc/(Exp) per Ton	Total Net Income / (Expense)
1ST QUARTER	January	0.00	0	0.00	0.00	0.00	0.00	0.00
	February	0.00	0	0.00	0.00	0.00	0.00	0.00
	March	0.00	0	0.00	0.00	0.00	0.00	0.00
	2023	0.00	0	0.00	\$0.00	\$0.00	\$0.00	\$0.00
	2022	0.00	0	0.00	\$0.00	\$0.00	\$0.00	\$0.00
2ND QUARTER	April	0.00	0	0.00	0.00	0.00	0.00	0.00
	May	0.00	0	0.00	0.00	0.00	0.00	0.00
	June	0.00	0	0.00	0.00	0.00	0.00	0.00
	2023	0.00	0	0.00	\$0.00	\$0.00	\$0.00	\$0.00
	2022	0.00	0	0.00	\$0.00	\$0.00	\$0.00	\$0.00
3RD QUARTER	July	0.00	0	0.00	0.00	0.00	0.00	0.00
	August	0.00	0	0.00	0.00	0.00	0.00	0.00
	September	0.00	0	0.00	0.00	0.00	0.00	0.00
	2023	0.00	0	0.00	\$0.00	\$0.00	\$0.00	\$0.00
	2022	0.00	0	0.00	\$0.00	\$0.00	\$0.00	\$0.00
4TH QUARTER	October	0.00	0	0.00	0.00	0.00	0.00	0.00
	November	0.00	0	0.00	0.00	0.00	0.00	0.00
	December	0.00	0	0.00	0.00	0.00	0.00	0.00
	2023	0.00	0	0.00	\$0.00	\$0.00	\$0.00	\$0.00
	2022	0.00	0	0.00	\$0.00	\$0.00	\$0.00	\$0.00
TOTAL 2023		0.00	0	0.00	\$0.00	\$0.00	\$0.00	\$0.00
TOTAL 2022		0.00	0	0.00	\$0.00	\$0.00	\$0.00	\$0.00

**SOUHEGAN REGIONAL LANDFILL DISTRICT**

**RECYCLING SUMMARY  
MIXED PLASTIC**

MIXED PLASTIC		HOLLIS						
2023	Price per Ton	Tons	Trips	Ave Weight per Trip	Recycling Income / (Expense)	Hauling Expense	Net Inc/(Exp) per Ton	Total Net Income / (Expense)
1ST QUARTER	January	0.00	0	0.00	0.00	0.00	0.00	0.00
	February	0.00	0	0.00	0.00	0.00	0.00	0.00
	March	0.00	0	0.00	0.00	0.00	0.00	0.00
	2023	0.00	0	0.00	\$0.00	\$0.00	\$0.00	\$0.00
	2022	0.00	0	0.00	\$0.00	\$0.00	\$0.00	\$0.00
2ND QUARTER	April	0.00	0	0.00	0.00	0.00	0.00	0.00
	May	0.00	0	0.00	0.00	0.00	0.00	0.00
	June	0.00	0	0.00	0.00	0.00	0.00	0.00
	2023	0.00	0	0.00	\$0.00	\$0.00	\$0.00	\$0.00
	2022	0.00	0	0.00	\$0.00	\$0.00	\$0.00	\$0.00
3RD QUARTER	July	0.00	0	0.00	0.00	0.00	0.00	0.00
	August	0.00	0	0.00	0.00	0.00	0.00	0.00
	September	0.00	0	0.00	0.00	0.00	0.00	0.00
	2023	0.00	0	0.00	\$0.00	\$0.00	\$0.00	\$0.00
	2022	0.00	0	0.00	\$0.00	\$0.00	\$0.00	\$0.00
4TH QUARTER	October	0.00	0	0.00	0.00	0.00	0.00	0.00
	November	0.00	0	0.00	0.00	0.00	0.00	0.00
	December	0.00	0	0.00	0.00	0.00	0.00	0.00
	2023	0.00	0	0.00	\$0.00	\$0.00	\$0.00	\$0.00
	2022	0.00	0	0.00	\$0.00	\$0.00	\$0.00	\$0.00
TOTAL 2023		0.00	0	0.00	\$0.00	\$0.00	\$0.00	\$0.00
TOTAL 2022		0.00	0	0.00	\$0.00	\$0.00	\$0.00	\$0.00

MIXED PLASTIC		MONT VERNON						
2023	Price per Ton	Tons	Trips	Ave Weight per Trip	Recycling Income / (Expense)	Hauling Expense	Net Inc/(Exp) per Ton	Total Net Income / (Expense)
1ST QUARTER	January	0.00	0	0.00	0.00	0.00	0.00	0.00
	February	0.00	0	0.00	0.00	0.00	0.00	0.00
	March	0.00	0	0.00	0.00	0.00	0.00	0.00
	2023	0.00	0	0.00	\$0.00	\$0.00	\$0.00	\$0.00
	2022	0.00	0	0.00	\$0.00	\$0.00	\$0.00	\$0.00
2ND QUARTER	April	0.00	0	0.00	0.00	0.00	0.00	0.00
	May	0.00	0	0.00	0.00	0.00	0.00	0.00
	June	0.00	0	0.00	0.00	0.00	0.00	0.00
	2023	0.00	0	0.00	\$0.00	\$0.00	\$0.00	\$0.00
	2022	0.00	0	0.00	\$0.00	\$0.00	\$0.00	\$0.00
3RD QUARTER	July	0.00	0	0.00	0.00	0.00	0.00	0.00
	August	0.00	0	0.00	0.00	0.00	0.00	0.00
	September	0.00	0	0.00	0.00	0.00	0.00	0.00
	2023	0.00	0	0.00	\$0.00	\$0.00	\$0.00	\$0.00
	2022	0.00	0	0.00	\$0.00	\$0.00	\$0.00	\$0.00
4TH QUARTER	October	0.00	0	0.00	0.00	0.00	0.00	0.00
	November	0.00	0	0.00	0.00	0.00	0.00	0.00
	December	0.00	0	0.00	0.00	0.00	0.00	0.00
	2023	0.00	0	0.00	\$0.00	\$0.00	\$0.00	\$0.00
	2022	0.00	0	0.00	\$0.00	\$0.00	\$0.00	\$0.00
TOTAL 2023		0.00	0	0.00	\$0.00	\$0.00	\$0.00	\$0.00
TOTAL 2022		0.00	0	0.00	\$0.00	\$0.00	\$0.00	\$0.00

SOUHEGAN REGIONAL LANDFILL DISTRICT

RECYCLING SUMMARY  
MIXED PLASTIC

MIXED PLASTIC		TOTAL						
2023	Price per Ton	Tons	Trips	Ave Weight per Trip	Recycling Income / (Expense)	Hauling Expense	Net Inc/(Exp) per Ton	Total Net Income / (Expense)
1ST QUARTER	January	0.00	0	0.00	0.00	0.00	0.00	0.00
	February	0.00	0	0.00	0.00	0.00	0.00	0.00
	March	0.00	0	0.00	0.00	0.00	0.00	0.00
	2023	0.00	0	0.00	\$0.00	\$0.00	\$0.00	\$0.00
	2022	0.00	0	0.00	\$0.00	\$0.00	\$0.00	\$0.00
2ND QUARTER	April	0.00	0	0.00	0.00	0.00	0.00	0.00
	May	0.00	0	0.00	0.00	0.00	0.00	0.00
	June	0.00	0	0.00	0.00	0.00	0.00	0.00
	2023	0.00	0	0.00	\$0.00	\$0.00	\$0.00	\$0.00
	2022	0.00	0	0.00	\$0.00	\$0.00	\$0.00	\$0.00
3RD QUARTER	July	0.00	0	0.00	0.00	0.00	0.00	0.00
	August	0.00	0	0.00	0.00	0.00	0.00	0.00
	September	0.00	0	0.00	0.00	0.00	0.00	0.00
	2023	0.00	0	0.00	\$0.00	\$0.00	\$0.00	\$0.00
	2022	0.00	0	0.00	\$0.00	\$0.00	\$0.00	\$0.00
4TH QUARTER	October	0.00	0	0.00	0.00	0.00	0.00	0.00
	November	0.00	0	0.00	0.00	0.00	0.00	0.00
	December	0.00	0	0.00	0.00	0.00	0.00	0.00
	2023	0.00	0	0.00	\$0.00	\$0.00	\$0.00	\$0.00
	2022	0.00	0	0.00	\$0.00	\$0.00	\$0.00	\$0.00
TOTAL 2023		0.00	0	0.00	\$0.00	\$0.00	\$0.00	\$0.00
TOTAL 2022		0.00	0	0.00	\$0.00	\$0.00	\$0.00	\$0.00

**SOUHEGAN REGIONAL LANDFILL DISTRICT**

**RECYCLING SUMMARY  
CLEAR PLASTIC**

CLEAR PLASTIC			AMHERST						
2023	Price per Ton	Tons	Trips	Ave Weight per Trip	Recycling Income / (Expense)	Hauling Expense	Net Inc/(Exp) per Ton	Total Net Income / (Expense)	
1ST QUARTER	January	\$30.00	2.06	1	2.06	61.80	(302.00)	(116.60)	(240.20)
	February	\$50.00	1.97	1	1.97	98.50	(302.00)	(103.30)	(203.50)
	March		0.00	0	0.00	0.00	0.00	0.00	0.00
	2023		4.03	2	2.02	\$160.30	(\$604.00)	(\$110.10)	(\$443.70)
	2022		3.71	2	1.86	\$1,528.80	(\$604.00)	\$249.27	\$924.80
2ND QUARTER	April	\$40.00	2.06	1	2.06	82.40	(302.00)	(106.60)	(219.60)
	May		0.00	0	0.00	0.00	0.00	0.00	0.00
	June	\$0.00	1.96	1	1.96	0.00	(302.00)	(154.08)	(302.00)
	2023		4.02	2	2.01	\$82.40	(\$604.00)	(\$129.75)	(\$521.60)
	2022		3.74	2	1.87	\$1,496.00	(\$604.00)	\$238.50	\$892.00
3RD QUARTER	July	(\$60.00)	2.13	1	2.13	(127.80)	(302.00)	(201.78)	(429.80)
	August		0.00	0	0.00	0.00	0.00	0.00	0.00
	September	\$0.00	2.06	1	2.06	0.00	(302.00)	(146.60)	(302.00)
	2023		4.19	2	2.10	(\$127.80)	(\$604.00)	(\$174.65)	(\$731.80)
	2022		3.85	2	1.93	\$0.00	(\$604.00)	(\$156.88)	(\$604.00)
4TH QUARTER	October		0.00	0	0.00	0.00	0.00	0.00	0.00
	November	\$20.00	2.08	1	2.08	41.60	(302.00)	(125.19)	(260.40)
	December	\$0.00	1.84	1	1.84	0.00	(302.00)	(164.13)	(302.00)
	2023		3.92	2	1.96	\$41.60	(\$604.00)	(\$143.47)	(\$562.40)
	2022		2.22	1	2.22	\$0.00	(\$302.00)	(\$136.04)	(\$302.00)
TOTAL 2023			16.16	8	2.02	\$156.50	(\$2,416.00)	(\$139.82)	(\$2,259.50)
TOTAL 2022			13.52	7	1.93	\$3,024.80	(\$2,114.00)	\$67.37	\$910.80

CLEAR PLASTIC			BROOKLINE						
2023	Price per Ton	Tons	Trips	Ave Weight per Trip	Recycling Income / (Expense)	Hauling Expense	Net Inc/(Exp) per Ton	Total Net Income / (Expense)	
1ST QUARTER	January	\$30	1.93	1	1.93	57.90	(302.00)	(126.48)	(244.10)
	February		0.00	0	0.00	0.00	0.00	0.00	0.00
	March		0.00	0	0.00	0.00	0.00	0.00	0.00
	2023		1.93	1	1.93	\$57.90	(\$302.00)	(\$126.48)	(\$244.10)
	2022		1.67	1	1.67	\$434.20	(\$302.00)	\$79.16	\$132.20
2ND QUARTER	April	\$40	1.62	1	1.62	64.80	(302.00)	(146.42)	(237.20)
	May		0.00	0	0.00	0.00	0.00	0.00	0.00
	June	\$0	1.73	1	1.73	0.00	(302.00)	(174.57)	(302.00)
	2023		3.35	2	1.68	\$64.80	(\$604.00)	(\$160.96)	(\$539.20)
	2022		3.50	2	1.75	\$1,683.20	(\$604.00)	\$308.34	\$1,079.20
3RD QUARTER	July		0.00	0	0.00	0.00	0.00	0.00	0.00
	August	\$0	1.72	1	1.72	0.00	(302.00)	(175.58)	(302.00)
	September		0.00	0	0.00	0.00	0.00	0.00	0.00
	2023		1.72	1	1.72	\$0.00	(\$302.00)	(\$175.58)	(\$302.00)
	2022		3.25	2	1.63	\$0.00	(\$604.00)	(\$185.85)	(\$604.00)
4TH QUARTER	October	\$0	1.66	1	1.66	0.00	(302.00)	(181.93)	(302.00)
	November	\$20	0.98	1	0.98	19.60	(302.00)	(288.16)	(282.40)
	December		0.00	0	0.00	0.00	0.00	0.00	0.00
	2023		2.64	2	1.32	\$19.60	(\$604.00)	(\$221.36)	(\$584.40)
	2022		1.54	1	1.54	\$0.00	(\$302.00)	(\$196.10)	(\$302.00)
TOTAL 2023			9.64	6	1.61	\$142.30	(\$1,812.00)	(\$173.21)	(\$1,669.70)
TOTAL 2022			9.96	6	1.66	\$2,117.40	(\$1,812.00)	\$30.66	\$305.40

**SOUHEGAN REGIONAL LANDFILL DISTRICT**

**RECYCLING SUMMARY  
CLEAR PLASTIC**

CLEAR PLASTIC		HOLLIS							
2023	Price per Ton	Tons	Trips	Ave Weight per Trip	Recycling Income / (Expense)	Hauling Expense	Net Inc/(Exp) per Ton	Total Net Income / (Expense)	
1ST QUARTER	January	\$30	2.16	1	2.16	64.80	(302.00)	(109.81)	(237.20)
	February		0.00	0	0.00	0.00	0.00	0.00	0.00
	March	\$50	2.13	1	2.13	106.50	(302.00)	(91.78)	(195.50)
	2023		4.29	2	2.15	\$171.30	(\$604.00)	(\$100.86)	(\$432.70)
	2022		3.69	2	1.85	\$1,404.00	(\$604.00)	\$216.80	\$800.00
2ND QUARTER	April		0.00	0	0.00	0.00	0.00	0.00	0.00
	May		0.00	0	0.00	0.00	0.00	0.00	0.00
	June	\$0	2.22	1	2.22	0.00	(302.00)	(136.04)	(302.00)
	2023		2.22	1	2.22	\$0.00	(\$302.00)	(\$136.04)	(\$302.00)
	2022		1.98	1	1.98	\$792.00	(\$302.00)	\$247.47	\$490.00
3RD QUARTER	July		0.00	0	0.00	0.00	0.00	0.00	0.00
	August	\$0	2.23	1	2.23	0.00	(302.00)	(135.43)	(302.00)
	September		0.00	0	0.00	0.00	0.00	0.00	0.00
	2023		2.23	1	2.23	\$0.00	(\$302.00)	(\$135.43)	(\$302.00)
	2022		4.18	2	2.09	\$215.00	(\$604.00)	(\$93.06)	(\$389.00)
4TH QUARTER	October	\$0	2.11	1	2.11	0.00	(302.00)	(143.13)	(302.00)
	November		0.00	0	0.00	0.00	0.00	0.00	0.00
	December	\$0	1.89	1	1.89	0.00	(302.00)	(159.79)	(302.00)
	2023		4.00	2	2.00	\$0.00	(\$604.00)	(\$151.00)	(\$604.00)
	2022		2.02	1	2.02	\$0.00	(\$302.00)	(\$149.50)	(\$302.00)
TOTAL 2023			12.74	6	2.12	\$171.30	(\$1,812.00)	(\$128.78)	(\$1,640.70)
TOTAL 2022			11.87	6	1.98	\$2,411.00	(\$1,812.00)	\$50.46	\$599.00

CLEAR PLASTIC		MONT VERNON							
2023	Price per Ton	Tons	Trips	Ave Weight per Trip	Recycling Income / (Expense)	Hauling Expense	Net Inc/(Exp) per Ton	Total Net Income / (Expense)	
1ST QUARTER	January		0.00	0	0.00	0.00	0.00	0.00	0.00
	February		0.00	0	0.00	0.00	0.00	0.00	0.00
	March		0.00	0	0.00	0.00	0.00	0.00	0.00
	2023		0.00	0	0.00	\$0.00	\$0.00	\$0.00	\$0.00
	2022		0.00	0	0.00	\$0.00	\$0.00	\$0.00	\$0.00
2ND QUARTER	April		0.00	0	0.00	0.00	0.00	0.00	0.00
	May		0.00	0	0.00	0.00	0.00	0.00	0.00
	June		0.00	0	0.00	0.00	0.00	0.00	0.00
	2023		0.00	0	0.00	\$0.00	\$0.00	\$0.00	\$0.00
	2022		0.00	0	0.00	\$0.00	\$0.00	\$0.00	\$0.00
3RD QUARTER	July		0.00	0	0.00	0.00	0.00	0.00	0.00
	August		0.00	0	0.00	0.00	0.00	0.00	0.00
	September		0.00	0	0.00	0.00	0.00	0.00	0.00
	2023		0.00	0	0.00	\$0.00	\$0.00	\$0.00	\$0.00
	2022		0.00	0	0.00	\$0.00	\$0.00	\$0.00	\$0.00
4TH QUARTER	October		0.00	0	0.00	0.00	0.00	0.00	0.00
	November		0.00	0	0.00	0.00	0.00	0.00	0.00
	December		0.00	0	0.00	0.00	0.00	0.00	0.00
	2023		0.00	0	0.00	\$0.00	\$0.00	\$0.00	\$0.00
	2022		0.00	0	0.00	\$0.00	\$0.00	\$0.00	\$0.00
TOTAL 2023			0.00	0	0.00	\$0.00	\$0.00	\$0.00	\$0.00
TOTAL 2022			0.00	0	0.00	\$0.00	\$0.00	\$0.00	\$0.00

SOUHEGAN REGIONAL LANDFILL DISTRICT

RECYCLING SUMMARY  
CLEAR PLASTIC

CLEAR PLASTIC		TOTAL							
2023	Price per Ton	Tons	Trips	Ave Weight per Trip	Recycling Income / (Expense)	Hauling Expense	Net Inc/(Exp) per Ton	Total Net Income / (Expense)	
1ST QUARTER	January	\$30	6.15	3	2.05	184.50	(906.00)	(117.32)	(721.50)
	February	\$50	1.97	1	1.97	98.50	(302.00)	(103.30)	(203.50)
	March	\$50	2.13	1	2.13	106.50	(302.00)	(91.78)	(195.50)
	2023		10.25	5	2.05	\$389.50	(\$1,510.00)	(\$109.32)	(\$1,120.50)
	2022		9.07	5	1.81	\$3,367.00	(\$1,510.00)	\$204.74	\$1,857.00
2ND QUARTER	April	\$40	3.68	2	1.84	147.20	(604.00)	(124.13)	(456.80)
	May		0.00	0	0.00	0.00	0.00	0.00	0.00
	June	\$0	5.91	3	1.97	0.00	(906.00)	(153.30)	(906.00)
	2023		9.59	5	1.92	\$147.20	(\$1,510.00)	(\$142.11)	(\$1,362.80)
	2022		9.22	5	1.84	\$3,971.20	(\$1,510.00)	\$266.94	\$2,461.20
3RD QUARTER	July	(\$60)	2.13	1	2.13	(127.80)	(302.00)	(201.78)	(429.80)
	August	\$0	3.95	2	1.98	0.00	(604.00)	(152.91)	(604.00)
	September	\$0	2.06	1	2.06	0.00	(302.00)	(146.60)	(302.00)
	2023		8.14	4	2.04	(\$127.80)	(\$1,208.00)	(\$164.10)	(\$1,335.80)
	2022		11.28	6	1.88	\$215.00	(\$1,812.00)	(\$141.58)	(\$1,597.00)
4TH QUARTER	October	\$0	3.77	2	1.89	0.00	(604.00)	(160.21)	(604.00)
	November	\$20	3.06	2	1.53	61.20	(604.00)	(177.39)	(542.80)
	December	\$0	3.73	2	1.87	0.00	(604.00)	(161.93)	(604.00)
	2023		10.56	6	1.76	\$61.20	(\$1,812.00)	(\$165.80)	(\$1,750.80)
	2022		5.78	3	1.93	\$0.00	(\$906.00)	(\$156.75)	(\$906.00)
TOTAL 2023			38.54	20	1.93	\$470.10	(\$6,040.00)	(\$144.52)	(\$5,569.90)
TOTAL 2022			35.35	19	1.86	\$7,553.20	(\$5,738.00)	\$51.35	\$1,815.20

**SOUHEGAN REGIONAL LANDFILL DISTRICT**

**RECYCLING SUMMARY  
MILK JUGS**

MILK JUGS		AMHERST							
2023	Price per Ton	Tons	Trips	Ave Weight per Trip	Recycling Income / (Expense)	Hauling Expense	Net Inc/(Exp) per Ton	Total Net Income / (Expense)	
1ST QUARTER	January	0.00	0	0.00	0.00	0.00	0.00	0.00	
	February	0.00	0	0.00	0.00	0.00	0.00	0.00	
	March	0.00	0	0.00	0.00	0.00	0.00	0.00	
	2023	0.00	0	0.00	\$0.00	\$0.00	\$0.00	\$0.00	
	2022	0.00	0	0.00	\$0.00	\$0.00	\$0.00	\$0.00	
2ND QUARTER	April	0.00	0	0.00	0.00	0.00	0.00	0.00	
	May	0.00	0	0.00	0.00	0.00	0.00	0.00	
	June	0.00	0	0.00	0.00	0.00	0.00	0.00	
	2023	0.00	0	0.00	\$0.00	\$0.00	\$0.00	\$0.00	
	2022	0.00	0	0.00	\$0.00	\$0.00	\$0.00	\$0.00	
3RD QUARTER	July	0.00	0	0.00	0.00	0.00	0.00	0.00	
	August	0.00	0	0.00	0.00	0.00	0.00	0.00	
	September	0.00	0	0.00	0.00	0.00	0.00	0.00	
	2023	0.00	0	0.00	\$0.00	\$0.00	\$0.00	\$0.00	
	2022	4.99	1	4.99	\$1,996.00	(\$302.00)	\$339.48	\$1,694.00	
4TH QUARTER	October	\$320	5.28	1	5.28	1,689.60	(302.00)	262.80	1,387.60
	November		0.00	0	0.00	0.00	0.00	0.00	0.00
	December		0.00	0	0.00	0.00	0.00	0.00	0.00
	2023		5.28	1	5.28	\$1,689.60	(\$302.00)	\$262.80	\$1,387.60
	2022		0.00	0	0.00	\$0.00	\$0.00	\$0.00	\$0.00
TOTAL 2023			5.28	1	5.28	\$1,689.60	(\$302.00)	\$262.80	\$1,387.60
TOTAL 2022			4.99	1	4.99	\$1,996.00	(\$302.00)	\$339.48	\$1,694.00

MILK JUGS		BROOKLINE							
2023	Price per Ton	Tons	Trips	Ave Weight	Recycling Inc/(Exp)	Hauling (Exp)	Net I/(E) / Ton	Net Inc/(Exp)	
1ST QUARTER	January	0.00	0	0.00	0.00	0.00	0.00	0.00	
	February	0.00	0	0.00	0.00	0.00	0.00	0.00	
	March	0.00	0	0.00	0.00	0.00	0.00	0.00	
	2023		0.00	0	0.00	\$0.00	\$0.00	\$0.00	\$0.00
	2022		0.00	0	0.00	\$0.00	\$0.00	\$0.00	\$0.00
2ND QUARTER	April		0.00	0	0.00	0.00	0.00	0.00	
	May		0.00	0	0.00	0.00	0.00	0.00	
	June		0.00	0	0.00	0.00	0.00	0.00	
	2023		0.00	0	0.00	\$0.00	\$0.00	\$0.00	\$0.00
	2022		0.00	0	0.00	\$0.00	\$0.00	\$0.00	\$0.00
3RD QUARTER	July		0.00	0	0.00	0.00	0.00	0.00	
	August		0.00	0	0.00	0.00	0.00	0.00	
	September		0.00	0	0.00	0.00	0.00	0.00	
	2023		0.00	0	0.00	\$0.00	\$0.00	\$0.00	\$0.00
	2022		0.00	0	0.00	\$0.00	\$0.00	\$0.00	\$0.00
4TH QUARTER	October		0.00	0	0.00	0.00	0.00	0.00	
	November	\$320	3.27	1	3.27	1,046.40	(302.00)	227.65	744.40
	December		0.00	0	0.00	0.00	0.00	0.00	
	2023		3.27	1	3.27	\$1,046.40	(\$302.00)	\$227.65	\$744.40
	2022		3.80	1	3.80	\$2,888.00	(\$302.00)	\$680.53	\$2,586.00
TOTAL 2023			3.27	1	3.27	\$1,046.40	(\$302.00)	\$227.65	\$744.40
TOTAL 2022			3.80	1	3.80	\$2,888.00	(\$302.00)	\$680.53	\$2,586.00

**SOUHEGAN REGIONAL LANDFILL DISTRICT**

**RECYCLING SUMMARY  
MILK JUGS**

MILK JUGS		HOLLIS						
2023	Price per Ton	Tons	Trips	Ave Weight	Recycling Inc/(Exp)	Hauling (Exp)	Net I/(E) / Ton	Net Inc/(Exp)
1ST QUARTER	January	0.00	0	0.00	0.00	0.00	0.00	0.00
	February	0.00	0	0.00	0.00	0.00	0.00	0.00
	March	0.00	0	0.00	0.00	0.00	0.00	0.00
	2023	0.00	0	0.00	\$0.00	\$0.00	\$0.00	\$0.00
	2022	0.00	0	0.00	\$0.00	\$0.00	\$0.00	\$0.00
2ND QUARTER	April	0.00	0	0.00	0.00	0.00	0.00	0.00
	May	0.00	0	0.00	0.00	0.00	0.00	0.00
	June	0.00	0	0.00	0.00	0.00	0.00	0.00
	2023	0.00	0	0.00	\$0.00	\$0.00	\$0.00	\$0.00
	2022	0.00	0	0.00	\$0.00	\$0.00	\$0.00	\$0.00
3RD QUARTER	July	0.00	0	0.00	0.00	0.00	0.00	0.00
	August	0.00	0	0.00	0.00	0.00	0.00	0.00
	September	0.00	0	0.00	0.00	0.00	0.00	0.00
	2023	0.00	0	0.00	\$0.00	\$0.00	\$0.00	\$0.00
	2022	4.02	1	4.02	\$1,608.00	(\$302.00)	\$324.88	\$1,306.00
4TH QUARTER	October	5.12	1	5.12	1,638.40	(\$302.00)	261.02	1,336.40
	November	0.00	0	0.00	0.00	0.00	0.00	0.00
	December	0.00	0	0.00	0.00	0.00	0.00	0.00
	2023	5.12	1	5.12	\$1,638.40	(\$302.00)	\$261.02	\$1,336.40
	2022	0.00	0	0.00	\$0.00	\$0.00	\$0.00	\$0.00
TOTAL 2023		5.12	1	5.12	\$1,638.40	(\$302.00)	\$261.02	\$1,336.40
TOTAL 2022		4.02	1	4.02	\$1,608.00	(\$302.00)	\$324.88	\$1,306.00

MILK JUGS		MONT VERNON						
2023	Price per Ton	Tons	Trips	Ave Weight	Recycling Inc/(Exp)	Hauling (Exp)	Net I/(E) / Ton	Net Inc/(Exp)
1ST QUARTER	January	0.00	0	0.00	0.00	0.00	0.00	0.00
	February	0.00	0	0.00	0.00	0.00	0.00	0.00
	March	0.00	0	0.00	0.00	0.00	0.00	0.00
	2023	0.00	0	0.00	\$0.00	\$0.00	\$0.00	\$0.00
	2022	0.00	0	0.00	\$0.00	\$0.00	\$0.00	\$0.00
2ND QUARTER	April	0.00	0	0.00	0.00	0.00	0.00	0.00
	May	0.00	0	0.00	0.00	0.00	0.00	0.00
	June	0.00	0	0.00	0.00	0.00	0.00	0.00
	2023	0.00	0	0.00	\$0.00	\$0.00	\$0.00	\$0.00
	2022	0.00	0	0.00	\$0.00	\$0.00	\$0.00	\$0.00
3RD QUARTER	July	0.00	0	0.00	0.00	0.00	0.00	0.00
	August	0.00	0	0.00	0.00	0.00	0.00	0.00
	September	0.00	0	0.00	0.00	0.00	0.00	0.00
	2023	0.00	0	0.00	\$0.00	\$0.00	\$0.00	\$0.00
	2022	0.00	0	0.00	\$0.00	\$0.00	\$0.00	\$0.00
4TH QUARTER	October	0.00	0	0.00	0.00	0.00	0.00	0.00
	November	0.00	0	0.00	0.00	0.00	0.00	0.00
	December	0.00	0	0.00	0.00	0.00	0.00	0.00
	2023	0.00	0	0.00	\$0.00	\$0.00	\$0.00	\$0.00
	2022	0.00	0	0.00	\$0.00	\$0.00	\$0.00	\$0.00
TOTAL 2023		0.00	0	0.00	\$0.00	\$0.00	\$0.00	\$0.00
TOTAL 2022		0.00	0	0.00	\$0.00	\$0.00	\$0.00	\$0.00



**SOUHEGAN REGIONAL LANDFILL DISTRICT**

**RECYCLING SUMMARY  
MILK JUGS**

MILK JUGS		TOTAL						
2023	Price per Ton	Tons	Trips	Ave Weight	Recycling Inc/(Exp)	Hauling (Exp)	Net I/(E) / Ton	Net Inc/(Exp)
1ST QUARTER	January	0.00	0	0.00	0.00	0.00	0.00	0.00
	February	0.00	0	0.00	0.00	0.00	0.00	0.00
	March	0.00	0	0.00	0.00	0.00	0.00	0.00
	2023	<b>0.00</b>	<b>0</b>	<b>0.00</b>	<b>\$0.00</b>	<b>\$0.00</b>	<b>\$0.00</b>	<b>\$0.00</b>
	2022	<b>0.00</b>	<b>0</b>	<b>0.00</b>	<b>\$0.00</b>	<b>\$0.00</b>	<b>\$0.00</b>	<b>\$0.00</b>
2ND QUARTER	April	0.00	0	0.00	0.00	0.00	0.00	0.00
	May	0.00	0	0.00	0.00	0.00	0.00	0.00
	June	0.00	0	0.00	0.00	0.00	0.00	0.00
	2023	<b>0.00</b>	<b>0</b>	<b>0.00</b>	<b>\$0.00</b>	<b>\$0.00</b>	<b>\$0.00</b>	<b>\$0.00</b>
	2022	<b>0.00</b>	<b>0</b>	<b>0.00</b>	<b>\$0.00</b>	<b>\$0.00</b>	<b>\$0.00</b>	<b>\$0.00</b>
3RD QUARTER	July	0.00	0	0.00	0.00	0.00	0.00	0.00
	August	0.00	0	0.00	0.00	0.00	0.00	0.00
	September	0.00	0	0.00	0.00	0.00	0.00	0.00
	2023	<b>0.00</b>	<b>0</b>	<b>0.00</b>	<b>\$0.00</b>	<b>\$0.00</b>	<b>\$0.00</b>	<b>\$0.00</b>
	2022	<b>9.01</b>	<b>2</b>	<b>4.51</b>	<b>\$3,604.00</b>	<b>(\$604.00)</b>	<b>\$332.96</b>	<b>\$3,000.00</b>
4TH QUARTER	October	10.40	2	5.20	3,328.00	(604.00)	261.92	2,724.00
	November	3.27	1	3.27	1,046.40	(302.00)	227.65	744.40
	December	0.00	0	0.00	0.00	0.00	0.00	0.00
	2023	<b>13.67</b>	<b>3</b>	<b>4.56</b>	<b>\$4,374.40</b>	<b>(\$906.00)</b>	<b>\$253.72</b>	<b>\$3,468.40</b>
	2022	<b>3.80</b>	<b>1</b>	<b>3.80</b>	<b>\$2,888.00</b>	<b>(\$302.00)</b>	<b>\$680.53</b>	<b>\$2,586.00</b>
<b>TOTAL 2023</b>		<b>13.67</b>	<b>3</b>	<b>4.56</b>	<b>\$4,374.40</b>	<b>(\$906.00)</b>	<b>\$253.72</b>	<b>\$3,468.40</b>
<b>TOTAL 2022</b>		<b>12.81</b>	<b>3</b>	<b>4.27</b>	<b>\$6,492.00</b>	<b>(\$906.00)</b>	<b>\$436.07</b>	<b>\$5,586.00</b>

**SOUHEGAN REGIONAL LANDFILL DISTRICT**

**RECYCLING SUMMARY  
NEWSPAPER**

NEWSPAPER		AMHERST							
2023	Price per Ton	Tons	Trips	Ave Weight per Trip	Recycling Income / (Expense)	Hauling Expense	Net Inc/(Exp) per Ton	Total Net Income / (Expense)	
1ST QUARTER	January	0.00	0	0.00	0.00	0.00	0.00	0.00	
	February	0.00	0	0.00	0.00	0.00	0.00	0.00	
	March	0.00	0	0.00	0.00	0.00	0.00	0.00	
	2023	0.00	0	0.00	\$0.00	\$0.00	\$0.00	\$0.00	
	2022	20.63	2	10.32	\$1,356.60	(\$604.00)	\$36.48	\$752.60	
2ND QUARTER	April	\$185	11.53	1	11.53	2,133.05	(302.00)	158.81	1,831.05
	May	0.00	0	0.00	0.00	0.00	0.00	0.00	
	June	0.00	0	0.00	0.00	0.00	0.00	0.00	
	2023	11.53	1	11.53	\$2,133.05	(\$302.00)	\$158.81	\$1,831.05	
	2022	10.05	1	10.05	\$2,211.00	(\$302.00)	\$189.95	\$1,909.00	
3RD QUARTER	July	(\$18)	11.62	1	11.62	(209.16)	(302.00)	(43.99)	(511.16)
	August	0.00	0	0.00	0.00	0.00	0.00	0.00	
	September	0.00	0	0.00	0.00	0.00	0.00	0.00	
	2023	11.62	1	11.62	(\$209.16)	(\$302.00)	(\$43.99)	(\$511.16)	
	2022	10.54	1	10.54	\$2,318.80	(\$302.00)	\$191.35	\$2,016.80	
4TH QUARTER	October	\$110	10.09	1	10.09	1,109.90	(302.00)	80.07	807.90
	November	0.00	0	0.00	0.00	0.00	0.00	0.00	
	December	0.00	0	0.00	0.00	0.00	0.00	0.00	
	2023	10.09	1	10.09	\$1,109.90	(\$302.00)	\$80.07	\$807.90	
	2022	11.12	1	11.12	\$2,168.40	(\$302.00)	\$167.84	\$1,866.40	
TOTAL 2023		33.24	3	11.08	\$3,033.79	(\$906.00)	\$64.01	\$2,127.79	
TOTAL 2022		52.34	5	10.47	\$8,054.80	(\$1,510.00)	\$125.04	\$6,544.80	

NEWSPAPER		BROOKLINE							
2023	Price per Ton	Tons	Trips	Ave Weight per Trip	Recycling Income / (Expense)	Hauling Expense	Net Inc/(Exp) per Ton	Total Net Income / (Expense)	
1ST QUARTER	January	\$185	4.57	1	4.57	845.45	(302.00)	118.92	543.45
	February	0.00	0	0.00	0.00	0.00	0.00	0.00	
	March	0.00	0	0.00	0.00	0.00	0.00	0.00	
	2023	4.57	1	4.57	\$845.45	(\$302.00)	\$118.92	\$543.45	
	2022	0.00	0	0.00	\$0.00	\$0.00	\$0.00	\$0.00	
2ND QUARTER	April	0.00	0	0.00	0.00	0.00	0.00	0.00	
	May	0.00	0	0.00	0.00	0.00	0.00	0.00	
	June	0.00	0	0.00	0.00	0.00	0.00	0.00	
	2023	0.00	0	0.00	\$0.00	\$0.00	\$0.00	\$0.00	
	2022	5.37	1	5.37	\$1,181.40	(\$302.00)	\$163.76	\$879.40	
3RD QUARTER	July	0.00	0	0.00	0.00	0.00	0.00	0.00	
	August	0.00	0	0.00	0.00	0.00	0.00	0.00	
	September	0.00	0	0.00	0.00	0.00	0.00	0.00	
	2023	0.00	0	0.00	\$0.00	\$0.00	\$0.00	\$0.00	
	2022	0.00	0	0.00	\$0.00	\$0.00	\$0.00	\$0.00	
4TH QUARTER	October	0.00	0	0.00	0.00	0.00	0.00	0.00	
	November	0.00	0	0.00	0.00	0.00	0.00	0.00	
	December	0.00	0	0.00	0.00	0.00	0.00	0.00	
	2023	0.00	0	0.00	\$0.00	\$0.00	\$0.00	\$0.00	
	2022	0.00	0	0.00	\$0.00	\$0.00	\$0.00	\$0.00	
TOTAL 2023		4.57	1	4.57	\$845.45	(\$302.00)	\$118.92	\$543.45	
TOTAL 2022		5.37	1	5.37	\$1,181.40	(\$302.00)	\$163.76	\$879.40	

SOUHEGAN REGIONAL LANDFILL DISTRICT

RECYCLING SUMMARY  
NEWSPAPER

NEWSPAPER		HOLLIS						
2023	Price per Ton	Tons	Trips	Ave Weight per Trip	Recycling Income / (Expense)	Hauling Expense	Net Inc/(Exp) per Ton	Total Net Income / (Expense)
1ST QUARTER	January	0.00	0	0.00	0.00	0.00	0.00	0.00
	February	0.00	0	0.00	0.00	0.00	0.00	0.00
	March	0.00	0	0.00	0.00	0.00	0.00	0.00
	2023	0.00	0	0.00	\$0.00	\$0.00	\$0.00	\$0.00
	2022	0.00	0	0.00	\$0.00	\$0.00	\$0.00	\$0.00
2ND QUARTER	April	8.54	1	8.54	1,579.90	(302.00)	149.64	1,277.90
	May	0.00	0	0.00	0.00	0.00	0.00	0.00
	June	0.00	0	0.00	0.00	0.00	0.00	0.00
	2023	8.54	1	8.54	\$1,579.90	(\$302.00)	\$149.64	\$1,277.90
	2022	7.77	1	7.77	\$1,709.40	(\$302.00)	\$181.13	\$1,407.40
3RD QUARTER	July	0.00	0	0.00	0.00	0.00	0.00	0.00
	August	0.00	0	0.00	0.00	0.00	0.00	0.00
	September	0.00	0	0.00	0.00	0.00	0.00	0.00
	2023	0.00	0	0.00	\$0.00	\$0.00	\$0.00	\$0.00
	2022	5.63	1	5.63	\$1,182.30	(\$302.00)	\$156.36	\$880.30
4TH QUARTER	October	8.33	1	8.33	41.65	(302.00)	(31.25)	(260.35)
	November	0.00	0	0.00	0.00	0.00	0.00	0.00
	December	0.00	0	0.00	0.00	0.00	0.00	0.00
	2023	8.33	1	8.33	\$41.65	(\$302.00)	(\$31.25)	(\$260.35)
	2022	0.00	0	0.00	\$0.00	\$0.00	\$0.00	\$0.00
TOTAL 2023		16.87	2	8.44	\$1,621.55	(\$604.00)	\$60.32	\$1,017.55
TOTAL 2022		13.40	2	6.70	\$2,891.70	(\$604.00)	\$170.72	\$2,287.70

NEWSPAPER		MONT VERNON						
2023	Price per Ton	Tons	Trips	Ave Weight per Trip	Recycling Income / (Expense)	Hauling Expense	Net Inc/(Exp) per Ton	Total Net Income / (Expense)
1ST QUARTER	January	0.00	0	0.00	0.00	0.00	0.00	0.00
	February	0.00	0	0.00	0.00	0.00	0.00	0.00
	March	0.00	0	0.00	0.00	0.00	0.00	0.00
	2023	0.00	0	0.00	\$0.00	\$0.00	\$0.00	\$0.00
	2022	0.00	0	0.00	\$0.00	\$0.00	\$0.00	\$0.00
2ND QUARTER	April	0.00	0	0.00	0.00	0.00	0.00	0.00
	May	0.00	0	0.00	0.00	0.00	0.00	0.00
	June	0.00	0	0.00	0.00	0.00	0.00	0.00
	2023	0.00	0	0.00	\$0.00	\$0.00	\$0.00	\$0.00
	2022	10.53	1	10.53	\$2,106.00	(\$302.00)	\$171.32	\$1,804.00
3RD QUARTER	July	0.00	0	0.00	0.00	0.00	0.00	0.00
	August	0.00	0	0.00	0.00	0.00	0.00	0.00
	September	0.00	0	0.00	0.00	0.00	0.00	0.00
	2023	0.00	0	0.00	\$0.00	\$0.00	\$0.00	\$0.00
	2022	0.00	0	0.00	\$0.00	\$0.00	\$0.00	\$0.00
4TH QUARTER	October	0.00	0	0.00	0.00	0.00	0.00	0.00
	November	0.00	0	0.00	0.00	0.00	0.00	0.00
	December	0.00	0	0.00	0.00	0.00	0.00	0.00
	2023	0.00	0	0.00	\$0.00	\$0.00	\$0.00	\$0.00
	2022	0.00	0	0.00	\$0.00	\$0.00	\$0.00	\$0.00
TOTAL 2023		0.00	0	0.00	\$0.00	\$0.00	\$0.00	\$0.00
TOTAL 2022		10.53	1	10.53	\$2,106.00	(\$302.00)	\$171.32	\$1,804.00

**SOUHEGAN REGIONAL LANDFILL DISTRICT**

**RECYCLING SUMMARY  
NEWSPAPER**

NEWSPAPER		TOTAL							
2023	Price per Ton	Tons	Trips	Ave Weight per Trip	Recycling Income / (Expense)	Hauling Expense	Net Inc/(Exp) per Ton	Total Net Income / (Expense)	
1ST QUARTER	January	\$185	4.57	1	4.57	845.45	(302.00)	118.92	543.45
	February		0.00	0	0.00	0.00	0.00	0.00	0.00
	March		0.00	0	0.00	0.00	0.00	0.00	0.00
	2023		4.57	1	4.57	\$845.45	(\$302.00)	\$118.92	\$543.45
	2022		20.63	2	10.32	\$1,356.60	(\$604.00)	\$36.48	\$752.60
2ND QUARTER	April	\$185	20.07	2	10.04	3,712.95	(604.00)	154.91	3,108.95
	May		0.00	0	0.00	0.00	0.00	0.00	0.00
	June		0.00	0	0.00	0.00	0.00	0.00	0.00
	2023		20.07	2	10.04	\$3,712.95	(\$604.00)	\$154.91	\$3,108.95
	2022		33.72	4	8.43	\$7,207.80	(\$1,208.00)	\$177.93	\$5,999.80
3RD QUARTER	July	(\$18)	11.62	1	11.62	(209.16)	(302.00)	(43.99)	(511.16)
	August		0.00	0	0.00	0.00	0.00	0.00	0.00
	September		0.00	0	0.00	0.00	0.00	0.00	0.00
	2023		11.62	1	11.62	(\$209.16)	(\$302.00)	(\$43.99)	(\$511.16)
	2022		16.17	2	8.09	\$3,501.10	(\$604.00)	\$179.17	\$2,897.10
4TH QUARTER	October	\$63	18.42	2	9.21	1,151.55	(604.00)	29.73	547.55
	November		0.00	0	0.00	0.00	0.00	0.00	0.00
	December		0.00	0	0.00	0.00	0.00	0.00	0.00
	2023		18.42	2	9.21	\$1,151.55	(\$604.00)	\$29.73	\$547.55
	2022		11.12	1	11.12	\$2,168.40	(\$302.00)	\$167.84	\$1,866.40
TOTAL 2023			54.68	6	9.11	\$5,500.79	(\$1,812.00)	\$67.46	\$3,688.79
TOTAL 2022			81.64	9	9.07	\$14,233.90	(\$2,718.00)	\$141.06	\$11,515.90

SOUHEGAN REGIONAL LANDFILL DISTRICT

RECYCLING SUMMARY  
CARDBOARD

CARDBOARD		AMHERST							
2023	Price per Ton	Tons	Trips	Ave Weight per Trip	Recycling Income / (Expense)	Hauling Expense	Net Inc/(Exp) per Ton	Total Net Income / (Expense)	
1ST QUARTER	January	\$0	16.38	2	8.19	0.00	(792.00)	(48.35)	(792.00)
	February	\$0	16.79	2	8.40	0.00	(792.00)	(47.17)	(792.00)
	March	\$10	9.34	1	9.34	93.40	(396.00)	(32.40)	(302.60)
	2023		42.51	5	8.50	\$93.40	(\$1,980.00)	(\$44.38)	(\$1,886.60)
	2022		41.90	5	8.38	\$4,694.35	(\$1,980.00)	\$64.78	\$2,714.35
2ND QUARTER	April	\$15	16.57	2	8.29	248.55	(792.00)	(32.80)	(543.45)
	May	\$15	17.31	2	8.66	259.65	(792.00)	(30.75)	(532.35)
	June	\$20	17.05	2	8.53	341.00	(792.00)	(26.45)	(451.00)
	2023		50.93	6	8.49	\$849.20	(\$2,376.00)	(\$29.98)	(\$1,526.80)
	2022		44.44	5	8.89	\$5,110.60	(\$1,980.00)	\$70.45	\$3,130.60
3RD QUARTER	July	\$10	10.06	1	10.06	100.60	(396.00)	(29.36)	(295.40)
	August	\$20	19.93	2	9.97	398.60	(792.00)	(19.74)	(393.40)
	September	\$30	15.77	2	7.89	473.10	(792.00)	(20.22)	(318.90)
	2023		45.76	5	9.15	\$972.30	(\$1,980.00)	(\$22.02)	(\$1,007.70)
	2022		46.10	5	9.22	\$3,883.60	(\$1,980.00)	\$41.29	\$1,903.60
4TH QUARTER	October	\$40	16.98	2	8.49	679.20	(792.00)	(6.64)	(112.80)
	November	\$65	14.16	2	7.08	920.40	(792.00)	9.07	128.40
	December	\$65	16.58	2	8.29	1,077.70	(792.00)	17.23	285.70
	2023		47.72	6	7.95	\$2,677.30	(\$2,376.00)	\$6.31	\$301.30
	2022		49.17	6	8.20	(\$321.10)	(\$2,376.00)	(\$54.85)	(\$2,697.10)
TOTAL 2023			186.92	22	8.50	\$4,592.20	(\$8,712.00)	(\$22.04)	(\$4,119.80)
TOTAL 2022			181.61	21	8.65	\$13,367.45	(\$8,316.00)	\$27.81	\$5,051.45

CARDBOARD		BROOKLINE							
2023	Price per Ton	Tons	Trips	Ave Weight per Trip	Recycling Income / (Expense)	Hauling Expense	Net Inc/(Exp) per Ton	Total Net Income / (Expense)	
1ST QUARTER	January	\$0	6.57	1	6.57	0.00	(396.00)	(60.27)	(396.00)
	February	\$0	6.07	1	6.07	0.00	(396.00)	(65.24)	(396.00)
	March	\$10	12.96	2	6.48	129.60	(792.00)	(51.11)	(662.40)
	2023		25.60	4	6.40	\$129.60	(\$1,584.00)	(\$56.81)	(\$1,454.40)
	2022		25.78	4	6.45	\$2,867.25	(\$1,584.00)	\$49.78	\$1,283.25
2ND QUARTER	April	\$15	7.14	1	7.14	107.10	(396.00)	(40.46)	(288.90)
	May	\$15	13.76	2	6.88	206.40	(792.00)	(42.56)	(585.60)
	June	\$20	6.96	1	6.96	139.20	(396.00)	(36.90)	(256.80)
	2023		27.86	4	6.97	\$452.70	(\$1,584.00)	(\$40.61)	(\$1,131.30)
	2022		33.74	5	6.75	\$3,880.10	(\$1,980.00)	\$56.32	\$1,900.10
3RD QUARTER	July	\$10	7.33	1	7.33	73.30	(396.00)	(44.02)	(322.70)
	August	\$20	14.85	2	7.43	297.00	(792.00)	(33.33)	(495.00)
	September	\$30	7.96	1	7.96	238.80	(396.00)	(19.75)	(157.20)
	2023		30.14	4	7.54	\$609.10	(\$1,584.00)	(\$32.35)	(\$974.90)
	2022		28.71	5	5.74	\$2,310.45	(\$1,980.00)	\$11.51	\$330.45
4TH QUARTER	October	\$40	8.23	1	8.23	329.20	(396.00)	(8.12)	(66.80)
	November	\$65	13.73	2	6.87	892.45	(792.00)	7.32	100.45
	December	\$65	11.12	2	5.56	722.80	(792.00)	(6.22)	(69.20)
	2023		33.08	5	6.62	\$1,944.45	(\$1,980.00)	(\$1.07)	(\$35.55)
	2022		34.63	6	5.77	(\$255.20)	(\$2,376.00)	(\$75.98)	(\$2,631.20)
TOTAL 2023			116.68	17	6.86	\$3,135.85	(\$6,732.00)	(\$30.82)	(\$3,596.15)
TOTAL 2022			122.86	20	6.14	\$8,802.60	(\$7,920.00)	\$7.18	\$882.60

**SOUHEGAN REGIONAL LANDFILL DISTRICT**

**RECYCLING SUMMARY  
CARDBOARD**

CARDBOARD			HOLLIS						
2023	Price per Ton		Tons	Trips	Ave Weight per Trip	Recycling Income / (Expense)	Hauling Expense	Net Inc/(Exp) per Ton	Total Net Income / (Expense)
1ST QUARTER	January	\$0	14.91	2	7.46	0.00	(792.00)	(53.12)	(792.00)
	February	\$0	5.07	1	5.07	0.00	(396.00)	(78.11)	(396.00)
	March	\$10	9.47	1	9.47	94.70	(396.00)	(31.82)	(301.30)
	2023		<b>29.45</b>	<b>4</b>	<b>7.36</b>	<b>\$94.70</b>	<b>(\$1,584.00)</b>	<b>(\$50.57)</b>	<b>(\$1,489.30)</b>
		2022	42.68	6	7.11	\$4,796.10	(\$2,376.00)	\$56.70	\$2,420.10
2ND QUARTER	April	\$15	18.15	2	9.08	272.25	(792.00)	(28.64)	(519.75)
	May	\$15	8.74	1	8.74	131.10	(396.00)	(30.31)	(264.90)
	June	\$20	19.18	2	9.59	383.60	(792.00)	(21.29)	(408.40)
	2023		<b>46.07</b>	<b>5</b>	<b>9.21</b>	<b>\$786.95</b>	<b>(\$1,980.00)</b>	<b>(\$25.90)</b>	<b>(\$1,193.05)</b>
		2022	51.87	6	8.65	\$5,965.05	(\$2,376.00)	\$69.19	\$3,589.05
3RD QUARTER	July	\$10	9.28	1	9.28	92.80	(396.00)	(32.67)	(303.20)
	August	\$20	19.42	2	9.71	388.40	(792.00)	(20.78)	(403.60)
	September	\$30	9.13	1	9.13	273.90	(396.00)	(13.37)	(122.10)
	2023		<b>37.83</b>	<b>4</b>	<b>9.46</b>	<b>\$755.10</b>	<b>(\$1,584.00)</b>	<b>(\$21.91)</b>	<b>(\$828.90)</b>
		2022	45.88	5	9.18	\$3,539.70	(\$1,980.00)	\$34.00	\$1,559.70
4TH QUARTER	October	\$40	11.20	1	11.20	448.00	(396.00)	4.64	52.00
	November	\$65	17.19	2	8.60	1,117.35	(792.00)	18.93	325.35
	December	\$65	17.24	2	8.62	1,120.60	(792.00)	19.06	328.60
	2023		<b>45.63</b>	<b>5</b>	<b>9.13</b>	<b>\$2,685.95</b>	<b>(\$1,980.00)</b>	<b>\$15.47</b>	<b>\$705.95</b>
		2022	47.47	6	7.91	(\$313.40)	(\$2,376.00)	(\$56.65)	(\$2,689.40)
<b>TOTAL 2023</b>			<b>158.98</b>	<b>18</b>	<b>8.83</b>	<b>\$4,322.70</b>	<b>(\$7,128.00)</b>	<b>(\$17.65)</b>	<b>(\$2,805.30)</b>
<b>TOTAL 2022</b>			<b>187.90</b>	<b>23</b>	<b>8.17</b>	<b>\$13,987.45</b>	<b>(\$9,108.00)</b>	<b>\$25.97</b>	<b>\$4,879.45</b>

CARDBOARD			MONT VERNON						
2023	Price per Ton		Tons	Trips	Ave Weight per Trip	Recycling Income / (Expense)	Hauling Expense	Net Inc/(Exp) per Ton	Total Net Income / (Expense)
1ST QUARTER	January	\$0	5.35	2	2.68	0.00	(604.00)	(112.90)	(604.00)
	February	\$0	2.44	1	2.44	0.00	(302.00)	(123.77)	(302.00)
	March	\$10	2.62	1	2.62	26.20	(302.00)	(105.27)	(275.80)
	2023		<b>10.41</b>	<b>4</b>	<b>2.60</b>	<b>\$26.20</b>	<b>(\$1,208.00)</b>	<b>(\$113.53)</b>	<b>(\$1,181.80)</b>
		2022	10.24	5	2.05	\$1,020.15	(\$1,510.00)	(\$47.84)	(\$489.85)
2ND QUARTER	April	\$15	2.69	1	2.69	40.35	(302.00)	(97.27)	(261.65)
	May	\$15	2.54	1	2.54	38.10	(302.00)	(103.90)	(263.90)
	June	\$20	5.08	2	2.54	101.60	(604.00)	(98.90)	(502.40)
	2023		<b>10.31</b>	<b>4</b>	<b>2.58</b>	<b>\$180.05</b>	<b>(\$1,208.00)</b>	<b>(\$99.70)</b>	<b>(\$1,027.95)</b>
		2022	12.41	5	2.48	\$1,427.15	(\$1,510.00)	(\$6.88)	(\$82.85)
3RD QUARTER	July	\$10	2.96	1	2.96	29.60	(302.00)	(92.03)	(272.40)
	August	\$20	2.67	1	2.67	53.40	(302.00)	(93.11)	(248.60)
	September	\$30	5.55	2	2.78	166.50	(604.00)	(78.83)	(437.50)
	2023		<b>11.18</b>	<b>4</b>	<b>2.80</b>	<b>\$249.50</b>	<b>(\$1,208.00)</b>	<b>(\$85.73)</b>	<b>(\$958.50)</b>
		2022	10.57	4	2.64	\$789.25	(\$1,208.00)	(\$39.62)	(\$418.75)
4TH QUARTER	October	\$40	2.69	1	2.69	107.60	(302.00)	(72.27)	(194.40)
	November	\$65	2.55	1	2.55	165.75	(302.00)	(53.43)	(136.25)
	December	\$65	6.23	3	2.08	404.95	(906.00)	(80.43)	(501.05)
	2023		<b>11.47</b>	<b>5</b>	<b>2.29</b>	<b>\$678.30</b>	<b>(\$1,510.00)</b>	<b>(\$72.51)</b>	<b>(\$831.70)</b>
		2022	8.43	3	2.81	(\$55.30)	(\$906.00)	(\$114.03)	(\$961.30)
<b>TOTAL 2023</b>			<b>43.37</b>	<b>17</b>	<b>2.55</b>	<b>\$1,134.05</b>	<b>(\$5,134.00)</b>	<b>(\$92.23)</b>	<b>(\$3,999.95)</b>
<b>TOTAL 2022</b>			<b>41.65</b>	<b>17</b>	<b>2.45</b>	<b>\$3,181.25</b>	<b>(\$5,134.00)</b>	<b>(\$46.88)</b>	<b>(\$1,952.75)</b>

**SOUHEGAN REGIONAL LANDFILL DISTRICT**

**RECYCLING SUMMARY  
CARDBOARD**

CARDBOARD		TOTAL							
2023	Price per Ton	Tons	Trips	Ave Weight per Trip	Recycling Income / (Expense)	Hauling Expense	Net Inc/(Exp) per Ton	Total Net Income / (Expense)	
1ST QUARTER	January	\$0	43.21	7	6.17	0.00	(2,584.00)	(59.80)	(2,584.00)
	February	\$0	30.37	5	6.07	0.00	(1,886.00)	(62.10)	(1,886.00)
	March	\$10	34.39	5	6.88	343.90	(1,886.00)	(44.84)	(1,542.10)
	2023		107.97	17	6.35	\$343.90	(\$6,356.00)	(\$55.68)	(\$6,012.10)
	2022		120.60	20	6.03	\$13,377.85	(\$7,450.00)	\$49.15	\$5,927.85
2ND QUARTER	April	\$15	44.55	6	7.43	668.25	(2,282.00)	(36.22)	(1,613.75)
	May	\$15	42.35	6	7.06	635.25	(2,282.00)	(38.88)	(1,646.75)
	June	\$20	48.27	7	6.90	965.40	(2,584.00)	(33.53)	(1,618.60)
	2023		135.17	19	7.11	\$2,268.90	(\$7,148.00)	(\$36.10)	(\$4,879.10)
	2022		142.46	21	6.78	\$16,382.90	(\$7,846.00)	\$59.92	\$8,536.90
3RD QUARTER	July	\$10	29.63	4	7.41	296.30	(1,490.00)	(40.29)	(1,193.70)
	August	\$20	56.87	7	8.12	1,137.40	(2,678.00)	(27.09)	(1,540.60)
	September	\$30	38.41	6	6.40	1,152.30	(2,188.00)	(26.96)	(1,035.70)
	2023		124.91	17	7.35	\$2,586.00	(\$6,356.00)	(\$30.18)	(\$3,770.00)
	2022		131.26	19	6.91	\$10,523.00	(\$7,148.00)	\$25.71	\$3,375.00
4TH QUARTER	October	\$40	39.10	5	7.82	1,564.00	(1,886.00)	(8.24)	(322.00)
	November	\$65	47.63	7	6.80	3,095.95	(2,678.00)	8.77	417.95
	December	\$65	51.17	9	5.69	3,326.05	(3,282.00)	0.86	44.05
	2023		137.90	21	6.57	\$7,986.00	(\$7,846.00)	\$1.02	\$140.00
	2022		139.70	21	6.65	(\$945.00)	(\$8,034.00)	(\$64.27)	(\$8,979.00)
TOTAL 2023			505.95	74	6.84	\$13,184.80	(\$27,706.00)	(\$28.70)	(\$14,521.20)
TOTAL 2022			534.02	81	6.59	\$39,338.75	(\$30,478.00)	\$16.59	\$8,860.75

**SOUHEGAN REGIONAL LANDFILL DISTRICT**

**RECYCLING SUMMARY  
ALUMINUM**

ALUMINUM CANS		AMHERST							
2023	Price per Ton	Tons	Trips	Ave Weight per Trip	Recycling Income / (Expense)	Hauling Expense	Net Inc/(Exp) per Ton	Total Net Income / (Expense)	
January	\$860	1.69	1	1.69	1,453.40	(302.00)	681.30	1,151.40	
February		0.00	0	0.00	0.00	0.00	0.00	0.00	
March	\$860	1.69	1	1.69	1,453.40	(302.00)	681.30	1,151.40	
2023		3.38	2	1.69	\$2,906.80	(\$604.00)	\$681.30	\$2,302.80	
2022		3.34	2	1.67	\$5,030.00	(\$604.00)	\$1,325.15	\$4,426.00	
2ND QUARTER	April	0.00	0	0.00	0.00	0.00	0.00	0.00	
	May	\$760	1.64	1	1.64	1,246.40	(302.00)	575.85	944.40
	June	\$800	1.62	1	1.62	1,296.00	(302.00)	613.58	994.00
	2023		3.26	2	1.63	\$2,542.40	(\$604.00)	\$594.60	\$1,938.40
2022		3.25	2	1.63	\$5,196.00	(\$604.00)	\$1,412.92	\$4,592.00	
3RD QUARTER	July		0.00	0	0.00	0.00	0.00	0.00	
	August	\$620	1.49	1	1.49	923.80	(302.00)	417.32	621.80
	September	\$620	1.57	1	1.57	973.40	(302.00)	427.64	671.40
	2023		3.06	2	1.53	\$1,897.20	(\$604.00)	\$422.61	\$1,293.20
2022		4.34	3	1.45	\$3,799.80	(\$906.00)	\$666.77	\$2,893.80	
4TH QUARTER	October	\$560	1.59	1	1.59	890.40	(302.00)	370.06	588.40
	November		0.00	0	0.00	0.00	0.00	0.00	
	December	\$640	1.65	1	1.65	1,056.00	(302.00)	456.97	754.00
	2023		3.24	2	1.62	\$1,946.40	(\$604.00)	\$414.32	\$1,342.40
2022		3.35	2	1.68	\$2,585.80	(\$604.00)	\$591.58	\$1,981.80	
TOTAL 2023		12.94	8	1.62	\$9,292.80	(\$2,416.00)	\$531.44	\$6,876.80	
TOTAL 2022		14.28	9	1.59	\$16,611.60	(\$2,718.00)	\$972.94	\$13,893.60	

ALUMINUM CANS		BROOKLINE							
2023	Price per Ton	Tons	Trips	Ave Weight per Trip	Recycling Income / (Expense)	Hauling Expense	Net Inc/(Exp) per Ton	Total Net Income / (Expense)	
January	\$860	1.41	1	1.41	1,212.60	(302.00)	645.82	910.60	
February		0.00	0	0.00	0.00	0.00	0.00	0.00	
March	\$860	1.15	1	1.15	989.00	(302.00)	597.39	687.00	
2023		2.56	2	1.28	\$2,201.60	(\$604.00)	\$624.06	\$1,597.60	
2022		2.31	2	1.16	\$3,467.00	(\$604.00)	\$1,239.39	\$2,863.00	
2ND QUARTER	April	\$860	1.08	1	1.08	928.80	(302.00)	580.37	626.80
	May	\$760	1.07	1	1.07	813.20	(302.00)	477.76	511.20
	June		0.00	0	0.00	0.00	0.00	0.00	
	2023		2.15	2	1.08	\$1,742.00	(\$604.00)	\$529.30	\$1,138.00
2022		3.05	3	1.02	\$4,706.00	(\$906.00)	\$1,245.90	\$3,800.00	
3RD QUARTER	July	\$740	1.15	1	1.15	851.00	(302.00)	477.39	549.00
	August	\$620	1.13	1	1.13	700.60	(302.00)	352.74	398.60
	September	\$620	1.14	1	1.14	706.80	(302.00)	355.09	404.80
	2023		3.42	3	1.14	\$2,258.40	(\$906.00)	\$395.44	\$1,352.40
2022		2.84	3	0.95	\$2,440.40	(\$906.00)	\$540.28	\$1,534.40	
4TH QUARTER	October	\$560	1.16	1	1.16	649.60	(302.00)	299.66	347.60
	November		0.00	0	0.00	0.00	0.00	0.00	
	December	\$640	1.08	1	1.08	691.20	(302.00)	360.37	389.20
	2023		2.24	2	1.12	\$1,340.80	(\$604.00)	\$328.93	\$736.80
2022		2.59	2	1.30	\$1,999.20	(\$604.00)	\$538.69	\$1,395.20	
TOTAL 2023		10.37	9	1.15	\$7,542.80	(\$2,718.00)	\$465.27	\$4,824.80	
TOTAL 2022		10.79	10	1.08	\$12,612.60	(\$3,020.00)	\$889.03	\$9,592.60	



**SOUHEGAN REGIONAL LANDFILL DISTRICT**

**RECYCLING SUMMARY  
ALUMINUM**

ALUMINUM CANS		HOLLIS							
2023	Price per Ton	Tons	Trips	Ave Weight per Trip	Recycling Income / (Expense)	Hauling Expense	Net Inc/(Exp) per Ton	Total Net Income / (Expense)	
January		0.00	0	0.00	0.00	0.00	0.00	0.00	
February	\$860	1.54	1	1.54	1,324.40	(302.00)	663.90	1,022.40	
March		0.00	0	0.00	0.00	0.00	0.00	0.00	
2023		1.54	1	1.54	\$1,324.40	(\$302.00)	\$663.90	\$1,022.40	
2022		3.30	2	1.65	\$4,946.00	(\$604.00)	\$1,315.76	\$4,342.00	
2ND QUARTER	April	1.45	1	1.45	1,247.00	(302.00)	651.72	945.00	
	May	0.00	0	0.00	0.00	0.00	0.00	0.00	
	June	1.44	1	1.44	1,152.00	(302.00)	590.28	850.00	
	2023		2.89	2	1.45	\$2,399.00	(\$604.00)	\$621.11	\$1,795.00
	2022		2.94	2	1.47	\$4,704.00	(\$604.00)	\$1,394.56	\$4,100.00
3RD QUARTER	July	0.00	0	0.00	0.00	0.00	0.00	0.00	
	August	1.50	1	1.50	930.00	(302.00)	418.67	628.00	
	September	1.50	1	1.50	930.00	(302.00)	418.67	628.00	
	2023		3.00	2	1.50	\$1,860.00	(\$604.00)	\$418.67	\$1,256.00
	2022		2.81	2	1.41	\$2,338.80	(\$604.00)	\$617.37	\$1,734.80
4TH QUARTER	October	0.00	0	0.00	0.00	0.00	0.00	0.00	
	November	1.48	1	1.48	1,036.00	(302.00)	495.95	734.00	
	December	0.00	0	0.00	0.00	0.00	0.00	0.00	
	2023		1.48	1	1.48	\$1,036.00	(\$302.00)	\$495.95	\$734.00
	2022		3.09	2	1.55	\$2,415.60	(\$604.00)	\$586.28	\$1,811.60
TOTAL 2023		8.91	6	1.49	\$6,619.40	(\$1,812.00)	\$539.55	\$4,807.40	
TOTAL 2022		12.14	8	1.52	\$14,404.40	(\$2,416.00)	\$987.51	\$11,988.40	

ALUMINUM CANS		MONT VERNON							
2023	Price per Ton	Tons	Trips	Ave Weight per Trip	Recycling Income / (Expense)	Hauling Expense	Net Inc/(Exp) per Ton	Total Net Income / (Expense)	
January	\$860	0.94	1	0.94	808.40	(302.00)	538.72	506.40	
February		0.00	0	0.00	0.00	0.00	0.00	0.00	
March		0.00	0	0.00	0.00	0.00	0.00	0.00	
2023		0.94	1	0.94	\$808.40	(\$302.00)	\$538.72	\$506.40	
2022		0.95	1	0.95	\$1,235.00	(\$302.00)	\$982.11	\$933.00	
2ND QUARTER	April	0.85	1	0.85	731.00	(302.00)	504.71	429.00	
	May	0.00	0	0.00	0.00	0.00	0.00	0.00	
	June	0.85	1	0.85	680.00	(302.00)	444.71	378.00	
	2023		1.70	2	0.85	\$1,411.00	(\$604.00)	\$474.71	\$807.00
	2022		1.74	2	0.87	\$2,808.00	(\$604.00)	\$1,266.67	\$2,204.00
3RD QUARTER	July	0.00	0	0.00	0.00	0.00	0.00	0.00	
	August	0.87	1	0.87	539.40	(302.00)	272.87	237.40	
	September	0.00	0	0.00	0.00	0.00	0.00	0.00	
	2023		0.87	1	0.87	\$539.40	(\$302.00)	\$272.87	\$237.40
	2022		0.81	1	0.81	\$777.60	(\$302.00)	\$587.16	\$475.60
4TH QUARTER	October	0.00	0	0.00	0.00	0.00	0.00	0.00	
	November	0.84	1	0.84	588.00	(302.00)	340.48	286.00	
	December	0.00	0	0.00	0.00	0.00	0.00	0.00	
	2023		0.84	1	0.84	\$588.00	(\$302.00)	\$340.48	\$286.00
	2022		0.83	1	0.83	\$597.60	(\$302.00)	\$356.14	\$295.60
TOTAL 2023		4.35	5	0.87	\$3,346.80	(\$1,510.00)	\$422.25	\$1,836.80	
TOTAL 2022		4.33	5	0.87	\$5,418.20	(\$1,510.00)	\$902.59	\$3,908.20	

**SOUHEGAN REGIONAL LANDFILL DISTRICT**

**RECYCLING SUMMARY  
ALUMINUM**

<b>ALUMINUM CANS</b>		<b>TOTAL</b>						
<b>2023</b>	<b>Price per Ton</b>	<b>Tons</b>	<b>Trips</b>	<b>Ave Weight per Trip</b>	<b>Recycling Income / (Expense)</b>	<b>Hauling Expense</b>	<b>Net Inc/(Exp) per Ton</b>	<b>Total Net Income / (Expense)</b>
January	\$860	4.04	3	1.35	3,474.40	(906.00)	635.74	2,568.40
February	\$860	1.54	1	1.54	1,324.40	(302.00)	663.90	1,022.40
March	\$860	2.84	2	1.42	2,442.40	(604.00)	647.32	1,838.40
<b>2023</b>		<b>8.42</b>	<b>6</b>	<b>1.40</b>	<b>\$7,241.20</b>	<b>(\$1,812.00)</b>	<b>\$644.80</b>	<b>\$5,429.20</b>
<b>2022</b>		<b>9.90</b>	<b>7</b>	<b>1.41</b>	<b>\$14,678.00</b>	<b>(\$2,114.00)</b>	<b>\$1,269.09</b>	<b>\$12,564.00</b>
<b>2ND QUARTER</b>								
April	\$860	3.38	3	1.13	2,906.80	(906.00)	591.95	2,000.80
May	\$760	2.71	2	1.36	2,059.60	(604.00)	537.12	1,455.60
June	\$800	3.91	3	1.30	3,128.00	(906.00)	568.29	2,222.00
<b>2023</b>		<b>10.00</b>	<b>8</b>	<b>1.25</b>	<b>\$8,094.40</b>	<b>(\$2,416.00)</b>	<b>\$567.84</b>	<b>\$5,678.40</b>
<b>2022</b>		<b>10.98</b>	<b>9</b>	<b>1.22</b>	<b>\$17,414.00</b>	<b>(\$2,718.00)</b>	<b>\$1,338.43</b>	<b>\$14,696.00</b>
<b>3RD QUARTER</b>								
July	\$740	1.15	1	1.15	851.00	(302.00)	477.39	549.00
August	\$620	4.99	4	1.25	3,093.80	(1,208.00)	377.92	1,885.80
September	\$620	4.21	3	1.40	2,610.20	(906.00)	404.80	1,704.20
<b>2023</b>		<b>10.35</b>	<b>8</b>	<b>1.29</b>	<b>\$6,555.00</b>	<b>(\$2,416.00)</b>	<b>\$399.90</b>	<b>\$4,139.00</b>
<b>2022</b>		<b>10.80</b>	<b>9</b>	<b>1.20</b>	<b>\$9,356.60</b>	<b>(\$2,718.00)</b>	<b>\$614.69</b>	<b>\$6,638.60</b>
<b>4TH QUARTER</b>								
October	\$560	2.75	2	1.38	1,540.00	(604.00)	340.36	936.00
November	\$700	2.32	2	1.16	1,624.00	(604.00)	439.66	1,020.00
December	\$640	2.73	2	1.37	1,747.20	(604.00)	418.75	1,143.20
<b>2023</b>		<b>7.80</b>	<b>6</b>	<b>1.30</b>	<b>\$4,911.20</b>	<b>(\$1,812.00)</b>	<b>\$397.33</b>	<b>\$3,099.20</b>
<b>2022</b>		<b>9.86</b>	<b>7</b>	<b>1.41</b>	<b>\$7,598.20</b>	<b>(\$2,114.00)</b>	<b>\$556.21</b>	<b>\$5,484.20</b>
<b>TOTAL 2023</b>		<b>36.57</b>	<b>28</b>	<b>1.31</b>	<b>\$26,801.80</b>	<b>(\$8,456.00)</b>	<b>\$501.66</b>	<b>\$18,345.80</b>
<b>TOTAL 2022</b>		<b>41.54</b>	<b>32</b>	<b>1.30</b>	<b>\$49,046.80</b>	<b>(\$9,664.00)</b>	<b>\$948.07</b>	<b>\$39,382.80</b>

**SOUHEGAN REGIONAL LANDFILL DISTRICT**

**RECYCLING SUMMARY  
STEEL CANS**

STEEL CANS			AMHERST						
2023	Price per Ton	Tons	Trips	Ave Weight per Trip	Recycling Income / (Expense)	Hauling Expense	Net Inc/(Exp) per Ton	Total Net Income / (Expense)	
1ST QUARTER	January	\$78.40	2.16	1	2.16	169.40	(215.00)	(21.10)	(45.60)
	February		0.00	0	0.00	0.00	0.00	0.00	0.00
	March	\$140.00	1.80	1	1.80	252.00	(215.00)	20.56	37.00
	2023		3.96	2	1.98	\$421.40	(\$430.00)	(\$2.17)	(\$8.60)
	2022		4.01	2	2.01	\$722.00	(\$430.00)	\$72.82	\$292.00
2ND QUARTER	April		0.00	0	0.00	0.00	0.00	0.00	0.00
	May	\$100.00	1.93	1	1.93	193.00	(215.00)	(11.40)	(22.00)
	June		0.00	0	0.00	0.00	0.00	0.00	0.00
	2023		1.93	1	1.93	\$193.00	(\$215.00)	(\$11.40)	(\$22.00)
	2022		2.22	1	2.22	\$355.20	(\$215.00)	\$63.15	\$140.20
3RD QUARTER	July		0.00	0	0.00	0.00	0.00	0.00	0.00
	August	\$110.00	2.08	1	2.08	228.80	(215.00)	6.63	13.80
	September		0.00	0	0.00	0.00	0.00	0.00	0.00
	2023		2.08	1	2.08	\$228.80	(\$215.00)	\$6.63	\$13.80
	2022		1.91	1	1.91	\$171.90	(\$215.00)	(\$22.57)	(\$43.10)
4TH QUARTER	October	\$120.00	1.79	1	1.79	214.80	(215.00)	(0.11)	(0.20)
	November		0.00	0	0.00	0.00	0.00	0.00	0.00
	December	\$140.00	1.86	1	1.86	260.40	(215.00)	24.41	45.40
	2023		3.65	2	1.83	\$475.20	(\$430.00)	\$12.38	\$45.20
	2022		1.88	1	1.88	\$146.95	(\$215.00)	(\$36.12)	(\$68.05)
TOTAL 2023			11.62	6	1.94	\$1,318.40	(\$1,290.00)	\$2.44	\$28.40
TOTAL 2022			10.02	5	2.00	\$1,396.05	(\$1,075.00)	\$32.03	\$321.05

STEEL CANS			BROOKLINE						
2023	Price per Ton	Tons	Trips	Ave Weight per Trip	Recycling Income / (Expense)	Hauling Expense	Net Inc/(Exp) per Ton	Total Net Income / (Expense)	
1ST QUARTER	January		0.00	0	0.00	0.00	0.00	0.00	
	February		0.00	0	0.00	0.00	0.00	0.00	
	March	\$140.00	2.63	1	2.63	368.20	(215.00)	58.25	153.20
	2023		2.63	1	2.63	\$368.20	(\$215.00)	\$58.25	\$153.20
	2022		2.76	1	2.76	\$391.92	(\$215.00)	\$64.10	\$176.92
2ND QUARTER	April		0.00	0	0.00	0.00	0.00	0.00	
	May		0.00	0	0.00	0.00	0.00	0.00	
	June		0.00	0	0.00	0.00	0.00	0.00	
	2023		0.00	0	0.00	\$0.00	\$0.00	\$0.00	\$0.00
	2022		2.25	1	2.25	\$202.50	(\$215.00)	(\$5.56)	(\$12.50)
3RD QUARTER	July	\$100.00	2.48	1	2.48	248.00	(215.00)	13.31	33.00
	August		0.00	0	0.00	0.00	0.00	0.00	0.00
	September		0.00	0	0.00	0.00	0.00	0.00	0.00
	2023		2.48	1	2.48	\$248.00	(\$215.00)	\$13.31	\$33.00
	2022		0.00	0	0.00	\$0.00	\$0.00	\$0.00	\$0.00
4TH QUARTER	October		0.00	0	0.00	0.00	0.00	0.00	
	November		0.00	0	0.00	0.00	0.00	0.00	
	December	\$140.00	2.37	1	2.37	331.80	(215.00)	49.28	116.80
	2023		2.37	1	2.37	\$331.80	(\$215.00)	\$49.28	\$116.80
	2022		2.59	1	2.59	\$201.96	(\$215.00)	(\$5.03)	(\$13.04)
TOTAL 2023			7.48	3	2.49	\$948.00	(\$645.00)	\$40.51	\$303.00
TOTAL 2022			7.60	3	2.53	\$796.38	(\$645.00)	\$19.92	\$151.38

**SOUHEGAN REGIONAL LANDFILL DISTRICT**

**RECYCLING SUMMARY  
STEEL CANS**

STEEL CANS		HOLLIS							
2023	Price per Ton	Tons	Trips	Ave Weight per Trip	Recycling Income / (Expense)	Hauling Expense	Net Inc/(Exp) per Ton	Total Net Income / (Expense)	
1ST QUARTER	January	\$78.40	2.67	1	2.67	209.30	(215.00)	(2.14)	(5.70)
	February		0.00	0	0.00	0.00	0.00	0.00	0.00
	March		0.00	0	0.00	0.00	0.00	0.00	0.00
	2023		2.67	1	2.67	\$209.30	(\$215.00)	(\$2.14)	(\$5.70)
	2022		3.24	1	3.24	\$485.64	(\$215.00)	\$83.53	\$270.64
2ND QUARTER	April		0.00	0	0.00	0.00	0.00	0.00	0.00
	May	\$100.00	3.74	1	3.74	374.00	(215.00)	42.51	159.00
	June		0.00	0	0.00	0.00	0.00	0.00	0.00
	2023		3.74	1	3.74	\$374.00	(\$215.00)	\$42.51	\$159.00
	2022		3.40	1	3.40	\$442.00	(\$215.00)	\$66.76	\$227.00
3RD QUARTER	July		0.00	0	0.00	0.00	0.00	0.00	0.00
	August		0.00	0	0.00	0.00	0.00	0.00	0.00
	September	\$110.00	3.73	1	3.73	410.30	(215.00)	52.36	195.30
	2023		3.73	1	3.73	\$410.30	(\$215.00)	\$52.36	\$195.30
	2022		2.65	1	2.65	\$212.00	(\$215.00)	(\$1.13)	(\$3.00)
4TH QUARTER	October		0.00	0	0.00	0.00	0.00	0.00	0.00
	November		0.00	0	0.00	0.00	0.00	0.00	0.00
	December		0.00	0	0.00	0.00	0.00	0.00	0.00
	2023		0.00	0	0.00	\$0.00	\$0.00	\$0.00	\$0.00
	2022		0.00	0	0.00	\$0.00	\$0.00	\$0.00	\$0.00
TOTAL 2023			10.14	3	3.38	\$993.60	(\$645.00)	\$34.38	\$348.60
TOTAL 2022			9.29	3	3.10	\$1,139.64	(\$645.00)	\$53.24	\$494.64

STEEL CANS		MONT VERNON							
2023	Price per Ton	Tons	Trips	Ave Weight per Trip	Recycling Income / (Expense)	Hauling Expense	Net Inc/(Exp) per Ton	Total Net Income / (Expense)	
1ST QUARTER	January		0.00	0	0.00	0.00	0.00	0.00	0.00
	February		0.00	0	0.00	0.00	0.00	0.00	0.00
	March		0.00	0	0.00	0.00	0.00	0.00	0.00
	2023		0.00	0	0.00	\$0.00	\$0.00	\$0.00	\$0.00
	2022		0.00	0	0.00	\$0.00	\$0.00	\$0.00	\$0.00
2ND QUARTER	April		0.00	0	0.00	0.00	0.00	0.00	0.00
	May		0.00	0	0.00	0.00	0.00	0.00	0.00
	June		0.00	0	0.00	0.00	0.00	0.00	0.00
	2023		0.00	0	0.00	\$0.00	\$0.00	\$0.00	\$0.00
	2022		0.00	0	0.00	\$0.00	\$0.00	\$0.00	\$0.00
3RD QUARTER	July		0.00	0	0.00	0.00	0.00	0.00	0.00
	August		0.00	0	0.00	0.00	0.00	0.00	0.00
	September		0.00	0	0.00	0.00	0.00	0.00	0.00
	2023		0.00	0	0.00	\$0.00	\$0.00	\$0.00	\$0.00
	2022		0.00	0	0.00	\$0.00	\$0.00	\$0.00	\$0.00
4TH QUARTER	October		0.00	0	0.00	0.00	0.00	0.00	0.00
	November		0.00	0	0.00	0.00	0.00	0.00	0.00
	December		0.00	0	0.00	0.00	0.00	0.00	0.00
	2023		0.00	0	0.00	\$0.00	\$0.00	\$0.00	\$0.00
	2022		0.00	0	0.00	\$0.00	\$0.00	\$0.00	\$0.00
TOTAL 2023			0.00	0	0.00	\$0.00	\$0.00	\$0.00	\$0.00
TOTAL 2022			0.00	0	0.00	\$0.00	\$0.00	\$0.00	\$0.00

SOUHEGAN REGIONAL LANDFILL DISTRICT

RECYCLING SUMMARY  
STEEL CANS

STEEL CANS		TOTAL							
2023	Price per Ton	Tons	Trips	Ave Weight per Trip	Recycling Income / (Expense)	Hauling Expense	Net Inc/(Exp) per Ton	Total Net Income / (Expense)	
1ST QUARTER	January	\$78.40	4.83	2	2.42	378.70	(430.00)	(10.62)	(51.30)
	February		0.00	0	0.00	0.00	0.00	0.00	0.00
	March	\$140.00	4.43	2	2.22	620.20	(430.00)	42.93	190.20
	2023		9.26	4	2.32	\$998.90	(\$860.00)	\$15.00	\$138.90
	2022		10.01	4	2.50	\$1,599.57	(\$860.00)	\$73.88	\$739.57
2ND QUARTER	April		0.00	0	0.00	0.00	0.00	0.00	0.00
	May	\$100.00	5.67	2	2.84	567.00	(430.00)	24.16	137.00
	June		0.00	0	0.00	0.00	0.00	0.00	0.00
	2023		5.67	2	2.84	\$567.00	(\$430.00)	\$24.16	\$137.00
	2022		7.87	3	2.62	\$999.70	(\$645.00)	\$45.07	\$354.70
3RD QUARTER	July	\$100.00	2.48	1	2.48	248.00	(215.00)	13.31	33.00
	August	\$110.00	2.08	1	2.08	228.80	(215.00)	6.63	13.80
	September	\$110.00	3.73	1	3.73	410.30	(215.00)	52.36	195.30
	2023		8.29	3	2.76	\$887.10	(\$645.00)	\$29.20	\$242.10
	2022		4.56	2	2.28	\$383.90	(\$430.00)	(\$10.11)	(\$46.10)
4TH QUARTER	October	\$120.00	1.79	1	1.79	214.80	(215.00)	(0.11)	(0.20)
	November		0.00	0	0.00	0.00	0.00	0.00	0.00
	December	\$140.00	4.23	2	2.12	592.20	(430.00)	38.35	162.20
	2023		6.02	3	2.01	\$807.00	(\$645.00)	\$26.91	\$162.00
	2022		4.47	2	2.24	\$348.91	(\$430.00)	(\$18.13)	(\$81.09)
TOTAL 2023			29.24	12	2.44	\$3,260.00	(\$2,580.00)	\$23.26	\$680.00
TOTAL 2022			26.91	11	2.45	\$3,332.08	(\$2,365.00)	\$35.93	\$967.08

**SOUHEGAN REGIONAL LANDFILL DISTRICT**

**RECYCLING SUMMARY  
MIXED PAPER**

MIXED PAPER		AMHERST						
2023	Price per Ton	Tons	Trips	Ave Weight per Trip	Recycling Income / (Expense)	Hauling Expense	Net Inc/(Exp) per Ton	Total Net Income / (Expense)
1ST QUARTER	January (\$40)	19.15	2	9.58	(766.00)	(604.00)	(71.54)	(1,370.00)
	February	0.00	0	0.00	0.00	0.00	0.00	0.00
	March (\$20)	8.45	1	8.45	(169.00)	(302.00)	(55.74)	(471.00)
	2023	27.60	3	9.20	(\$935.00)	(\$906.00)	(\$66.70)	(\$1,841.00)
	2022	23.11	3	7.70	\$1,392.65	(\$906.00)	\$21.06	\$486.65
2ND QUARTER	April (\$15)	8.42	1	8.42	(126.30)	(302.00)	(50.87)	(428.30)
	May (\$15)	9.28	1	9.28	(139.20)	(302.00)	(47.54)	(441.20)
	June (\$18)	7.45	1	7.45	(134.10)	(302.00)	(58.54)	(436.10)
	2023	25.15	3	8.38	(\$399.60)	(\$906.00)	(\$51.91)	(\$1,305.60)
	2022	17.22	2	8.61	\$1,202.90	(\$604.00)	\$34.78	\$598.90
3RD QUARTER	July	0.00	0	0.00	0.00	0.00	0.00	0.00
	August (\$5)	7.69	1	7.69	(38.45)	(302.00)	(44.27)	(340.45)
	September \$5	8.39	1	8.39	41.95	(302.00)	(31.00)	(260.05)
	2023	16.08	2	8.04	\$3.50	(\$604.00)	(\$37.34)	(\$600.50)
	2022	22.14	3	7.38	(\$77.80)	(\$906.00)	(\$44.44)	(\$983.80)
4TH QUARTER	October \$5	8.05	1	8.05	40.25	(302.00)	(32.52)	(261.75)
	November \$5	9.35	1	9.35	46.75	(302.00)	(27.30)	(255.25)
	December \$5	7.95	1	7.95	39.75	(302.00)	(32.99)	(262.25)
	2023	25.35	3	8.45	\$126.75	(\$906.00)	(\$30.74)	(\$779.25)
	2022	25.25	3	8.42	(\$1,263.00)	(\$906.00)	(\$85.90)	(\$2,169.00)
TOTAL 2023		94.18	11	8.56	(\$1,204.35)	(\$3,322.00)	(\$48.06)	(\$4,526.35)
TOTAL 2022		87.72	11	7.97	\$1,254.75	(\$3,322.00)	(\$23.57)	(\$2,067.25)

MIXED PAPER		BROOKLINE						
2023	Price per Ton	Tons	Trips	Ave Weight per Trip	Recycling Income / (Expense)	Hauling Expense	Net Inc/(Exp) per Ton	Total Net Income / (Expense)
1ST QUARTER	January (\$40)	9.69	1	9.69	(387.60)	(302.00)	(71.17)	(689.60)
	February	0.00	0	0.00	0.00	0.00	0.00	0.00
	March (\$20)	9.41	1	9.41	(188.20)	(302.00)	(52.09)	(490.20)
	2023	19.10	2	9.55	(\$575.80)	(\$604.00)	(\$61.77)	(\$1,179.80)
	2022	18.90	2	9.45	\$995.25	(\$604.00)	\$20.70	\$391.25
2ND QUARTER	April	0.00	0	0.00	0.00	0.00	0.00	0.00
	May (\$15)	9.24	1	9.24	(138.60)	(302.00)	(47.68)	(440.60)
	June (\$18)	8.29	1	8.29	(149.22)	(302.00)	(54.43)	(451.22)
	2023	17.53	2	8.77	(\$287.82)	(\$604.00)	(\$50.87)	(\$891.82)
	2022	17.32	2	8.66	\$1,211.20	(\$604.00)	\$35.06	\$607.20
3RD QUARTER	July	0.00	0	0.00	0.00	0.00	0.00	0.00
	August (\$5)	8.30	1	8.30	(41.50)	(302.00)	(41.39)	(343.50)
	September \$5	8.14	1	8.14	40.70	(302.00)	(32.10)	(261.30)
	2023	16.44	2	8.22	(\$0.80)	(\$604.00)	(\$36.79)	(\$604.80)
	2022	16.08	2	8.04	\$173.60	(\$604.00)	(\$26.77)	(\$430.40)
4TH QUARTER	October	0.00	0	0.00	0.00	0.00	0.00	0.00
	November \$5	9.64	1	9.64	48.20	(302.00)	(26.33)	(253.80)
	December	0.00	0	0.00	0.00	0.00	0.00	0.00
	2023	9.64	1	9.64	\$48.20	(\$302.00)	(\$26.33)	(\$253.80)
	2022	16.86	2	8.43	(\$781.20)	(\$604.00)	(\$82.16)	(\$1,385.20)
TOTAL 2023		62.71	7	8.96	(\$816.22)	(\$2,114.00)	(\$46.73)	(\$2,930.22)
TOTAL 2022		69.16	8	8.65	\$1,598.85	(\$2,416.00)	(\$11.82)	(\$817.15)

**SOUHEGAN REGIONAL LANDFILL DISTRICT**

**RECYCLING SUMMARY  
MIXED PAPER**

MIXED PAPER		HOLLIS							
2023	Price per Ton	Tons	Trips	Ave Weight per Trip	Recycling Income / (Expense)	Hauling Expense	Net Inc/(Exp) per Ton	Total Net Income / (Expense)	
1ST QUARTER	January	(\$40)	7.70	1	7.70	(308.00)	(302.00)	(79.22)	(610.00)
	February	(\$20)	7.56	1	7.56	(151.20)	(302.00)	(59.95)	(453.20)
	March	(\$20)	8.36	1	8.36	(167.20)	(302.00)	(56.12)	(469.20)
	2023		23.62	3	7.87	(\$626.40)	(\$906.00)	(\$64.88)	(\$1,532.40)
	2022		18.42	2	9.21	\$966.55	(\$604.00)	\$19.68	\$362.55
2ND QUARTER	April		0.00	0	0.00	0.00	0.00	0.00	0.00
	May	(\$15)	9.46	1	9.46	(141.90)	(302.00)	(46.92)	(443.90)
	June	(\$18)	8.86	1	8.86	(159.48)	(302.00)	(52.09)	(461.48)
	2023		18.32	2	9.16	(\$301.38)	(\$604.00)	(\$49.42)	(\$905.38)
	2022		28.32	3	9.44	\$1,986.05	(\$906.00)	\$38.14	\$1,080.05
3RD QUARTER	July	(\$18)	8.45	1	8.45	(152.10)	(302.00)	(53.74)	(454.10)
	August	(\$5)	8.46	1	8.46	(42.30)	(302.00)	(40.70)	(344.30)
	September		0.00	0	0.00	0.00	0.00	0.00	0.00
	2023		16.91	2	8.46	(\$194.40)	(\$604.00)	(\$47.21)	(\$798.40)
	2022		19.24	2	9.62	(\$577.20)	(\$604.00)	(\$61.39)	(\$1,181.20)
4TH QUARTER	October	\$5	8.53	1	8.53	42.65	(302.00)	(30.40)	(259.35)
	November	\$5	8.56	1	8.56	42.80	(302.00)	(30.28)	(259.20)
	December	\$5	8.03	1	8.03	40.15	(302.00)	(32.61)	(261.85)
	2023		25.12	3	8.37	\$125.60	(\$906.00)	(\$31.07)	(\$780.40)
	2022		24.06	3	8.02	(\$1,257.00)	(\$906.00)	(\$89.90)	(\$2,163.00)
TOTAL 2023			83.97	10	8.40	(\$996.58)	(\$3,020.00)	(\$47.83)	(\$4,016.58)
TOTAL 2022			90.04	10	9.00	\$1,118.40	(\$3,020.00)	(\$21.12)	(\$1,901.60)

MIXED PAPER		MONT VERNON							
2023	Price per Ton	Tons	Trips	Ave Weight per Trip	Recycling Income / (Expense)	Hauling Expense	Net Inc/(Exp) per Ton	Total Net Income / (Expense)	
1ST QUARTER	January	(\$40)	2.00	1	2.00	(80.00)	(302.00)	(191.00)	(382.00)
	February	(\$20)	2.62	1	2.62	(52.40)	(302.00)	(135.27)	(354.40)
	March	(\$20)	2.33	1	2.33	(46.60)	(302.00)	(149.61)	(348.60)
	2023		6.95	3	2.32	(\$179.00)	(\$906.00)	(\$156.12)	(\$1,085.00)
	2022		5.31	2	2.66	\$346.05	(\$604.00)	(\$48.58)	(\$257.95)
2ND QUARTER	April	(\$15)	2.26	1	2.26	(33.90)	(302.00)	(148.63)	(335.90)
	May	(\$15)	2.79	1	2.79	(41.85)	(302.00)	(123.24)	(343.85)
	June	(\$18)	2.54	1	2.54	(45.72)	(302.00)	(136.90)	(347.72)
	2023		7.59	3	2.53	(\$121.47)	(\$906.00)	(\$135.37)	(\$1,027.47)
	2022		8.58	3	2.86	\$603.15	(\$906.00)	(\$35.30)	(\$302.85)
3RD QUARTER	July	(\$18)	2.34	1	2.34	(42.12)	(302.00)	(147.06)	(344.12)
	August	(\$5)	2.57	1	2.57	(12.85)	(302.00)	(122.51)	(314.85)
	September		0.00	0	0.00	0.00	0.00	0.00	0.00
	2023		4.91	2	2.46	(\$54.97)	(\$604.00)	(\$134.21)	(\$658.97)
	2022		7.05	3	2.35	(\$11.50)	(\$906.00)	(\$130.14)	(\$917.50)
4TH QUARTER	October	\$5	2.19	1	2.19	10.95	(302.00)	(132.90)	(291.05)
	November	\$5	2.21	1	2.21	11.05	(302.00)	(131.65)	(290.95)
	December	\$5	4.95	2	2.48	24.75	(604.00)	(117.02)	(579.25)
	2023		9.35	4	2.34	\$46.75	(\$1,208.00)	(\$124.20)	(\$1,161.25)
	2022		7.64	3	2.55	(\$384.60)	(\$906.00)	(\$168.93)	(\$1,290.60)
TOTAL 2023			28.80	12	2.40	(\$308.69)	(\$3,624.00)	(\$136.55)	(\$3,932.69)
TOTAL 2022			28.58	11	2.60	\$553.10	(\$3,322.00)	(\$96.88)	(\$2,768.90)

**SOUHEGAN REGIONAL LANDFILL DISTRICT**

**RECYCLING SUMMARY  
MIXED PAPER**

MIXED PAPER		TOTAL							
2023	Price per Ton	Tons	Trips	Ave Weight per Trip	Recycling Income / (Expense)	Hauling Expense	Net Inc/(Exp) per Ton	Total Net Income / (Expense)	
1ST QUARTER	January								
		(\$40)	38.54	5	7.71	(1,541.60)	(1,510.00)	(79.18)	(3,051.60)
	February		10.18	2	5.09	(203.60)	(604.00)	(79.33)	(807.60)
	March		28.55	4	7.14	(571.00)	(1,208.00)	(62.31)	(1,779.00)
		(\$20)							
	2023		77.27	11	7.02	(\$2,316.20)	(\$3,322.00)	(\$72.97)	(\$5,638.20)
	2022		65.74	9	7.30	\$3,700.50	(\$2,718.00)	\$14.95	\$982.50
2ND QUARTER	April		10.68	2	5.34	(160.20)	(604.00)	(71.55)	(764.20)
		(\$15)							
	May		30.77	4	7.69	(461.55)	(1,208.00)	(54.26)	(1,669.55)
	June		27.14	4	6.79	(488.52)	(1,208.00)	(62.51)	(1,696.52)
		(\$18)							
	2023		68.59	10	6.86	(\$1,110.27)	(\$3,020.00)	(\$60.22)	(\$4,130.27)
	2022		71.44	10	7.14	\$5,003.30	(\$3,020.00)	\$27.76	\$1,983.30
3RD QUARTER	July		10.79	2	5.40	(194.22)	(604.00)	(73.98)	(798.22)
		(\$18)							
	August		27.02	4	6.76	(135.10)	(1,208.00)	(49.71)	(1,343.10)
	September		16.53	2	8.27	82.65	(604.00)	(31.54)	(521.35)
		\$5							
	2023		54.34	8	6.79	(\$246.67)	(\$2,416.00)	(\$49.00)	(\$2,662.67)
	2022		64.51	10	6.45	(\$492.90)	(\$3,020.00)	(\$54.46)	(\$3,512.90)
4TH QUARTER	October	\$5	18.77	3	6.26	93.85	(906.00)	(43.27)	(812.15)
	November	\$5	29.76	4	7.44	148.80	(1,208.00)	(35.59)	(1,059.20)
	December	\$5	20.93	4	5.23	104.65	(1,208.00)	(52.72)	(1,103.35)
		2023		69.46	11	6.31	\$347.30	(\$3,322.00)	(\$42.83)
	2022		73.81	11	6.71	(\$3,685.80)	(\$3,322.00)	(\$94.94)	(\$7,007.80)
TOTAL 2023			269.66	40	6.74	(\$3,325.84)	(\$12,080.00)	(\$57.13)	(\$15,405.84)
TOTAL 2022			275.50	40	6.89	\$4,525.10	(\$12,080.00)	(\$27.42)	(\$7,554.90)



**SOUHEGAN REGIONAL LANDFILL DISTRICT**

**RECYCLING SUMMARY  
GLASS**

GLASS		AMHERST						
2023	Price per Ton	Tons	Trips	Ave Weight per Trip	Recycling Income / (Expense)	Hauling Expense	Net Inc/(Exp) per Ton	Total Net Income / (Expense)
1ST QUARTER	January (\$48)	25.76	2	12.88	(1,236.48)	(884.00)	(82.32)	(2,120.48)
	February	0.00	0	0.00	0.00	0.00	0.00	0.00
	March (\$48)	14.39	1	14.39	(690.72)	(442.00)	(78.72)	(1,132.72)
	2023	40.15	3	13.38	(\$1,927.20)	(\$1,326.00)	(\$81.03)	(\$3,253.20)
	2022	39.21	3	13.07	(\$1,764.45)	(\$1,326.00)	(\$78.82)	(\$3,090.45)
2ND QUARTER	April (\$48)	14.64	1	14.64	(702.72)	(442.00)	(78.19)	(1,144.72)
	May	0.00	0	0.00	0.00	0.00	0.00	0.00
	June (\$48)	14.86	1	14.86	(713.28)	(442.00)	(77.74)	(1,155.28)
	2023	29.50	2	14.75	(\$1,416.00)	(\$884.00)	(\$77.97)	(\$2,300.00)
2022	41.42	3	13.81	(\$1,798.55)	(\$1,326.00)	(\$75.44)	(\$3,124.55)	
3RD QUARTER	July (\$48)	14.47	1	14.47	(694.56)	(442.00)	(78.55)	(1,136.56)
	August (\$48)	14.59	1	14.59	(700.32)	(442.00)	(78.29)	(1,142.32)
	September	0.00	0	0.00	0.00	0.00	0.00	0.00
	2023	29.06	2	14.53	(\$1,394.88)	(\$884.00)	(\$78.42)	(\$2,278.88)
2022	27.06	2	13.53	(\$1,298.88)	(\$884.00)	(\$80.67)	(\$2,182.88)	
4TH QUARTER	October (\$48)	12.24	1	12.24	(587.52)	(442.00)	(84.11)	(1,029.52)
	November (\$48)	11.17	1	11.17	(536.16)	(442.00)	(87.57)	(978.16)
	December (\$48)	11.09	1	11.09	(532.32)	(442.00)	(87.86)	(974.32)
	2023	34.50	3	11.50	(\$1,656.00)	(\$1,326.00)	(\$86.43)	(\$2,982.00)
2022	28.68	2	14.34	(\$1,376.64)	(\$884.00)	(\$78.82)	(\$2,260.64)	
TOTAL 2023		133.21	10	13.32	(\$6,394.08)	(\$4,420.00)	(\$81.18)	(\$10,814.08)
TOTAL 2022		136.37	10	13.64	(\$6,238.52)	(\$4,420.00)	(\$78.16)	(\$10,658.52)

GLASS		BROOKLINE						
2023	Price per Ton	Tons	Trips	Ave Weight per Trip	Recycling Income / (Expense)	Hauling Expense	Net Inc/(Exp) per Ton	Total Net Income / (Expense)
1ST QUARTER	January (\$40)	8.34	1	8.34	(333.60)	(442.00)	(93.00)	(775.60)
	February (\$40)	8.34	1	8.34	(333.60)	(442.00)	(93.00)	(775.60)
	March (\$40)	8.34	1	8.34	(333.60)	(442.00)	(93.00)	(775.60)
	2023	25.02	3	8.34	(\$1,000.80)	(\$1,326.00)	(\$93.00)	(\$2,326.80)
	2022	25.02	3	8.34	(\$1,000.80)	(\$1,326.00)	(\$93.00)	(\$2,326.80)
2ND QUARTER	April	0.00	0	0.00	0.00	0.00	0.00	0.00
	May (\$40)	8.34	1	8.34	(333.60)	(442.00)	(93.00)	(775.60)
	June (\$40)	8.34	1	8.34	(333.60)	(442.00)	(93.00)	(775.60)
	2023	16.68	2	8.34	(\$667.20)	(\$884.00)	(\$93.00)	(\$1,551.20)
2022	25.02	3	8.34	(\$1,000.80)	(\$1,326.00)	(\$93.00)	(\$2,326.80)	
3RD QUARTER	July (\$40)	8.34	1	8.34	(333.60)	(442.00)	(93.00)	(775.60)
	August (\$40)	8.34	1	8.34	(333.60)	(442.00)	(93.00)	(775.60)
	September (\$40)	8.34	1	8.34	(333.60)	(442.00)	(93.00)	(775.60)
	2023	25.02	3	8.34	(\$1,000.80)	(\$1,326.00)	(\$93.00)	(\$2,326.80)
2022	25.02	3	8.34	(\$1,000.80)	(\$1,326.00)	(\$93.00)	(\$2,326.80)	
4TH QUARTER	October	0.00	0	0.00	0.00	0.00	0.00	0.00
	November (\$40)	8.34	1	8.34	(333.60)	(442.00)	(93.00)	(775.60)
	December (\$40)	8.34	1	8.34	(333.60)	(442.00)	(93.00)	(775.60)
	2023	16.68	2	8.34	(\$667.20)	(\$884.00)	(\$93.00)	(\$1,551.20)
2022	16.68	2	8.34	(\$667.20)	(\$884.00)	(\$93.00)	(\$1,551.20)	
TOTAL 2023		83.40	10	8.34	(\$3,336.00)	(\$4,420.00)	(\$93.00)	(\$7,756.00)
TOTAL 2022		91.74	11	8.34	(\$3,669.60)	(\$4,862.00)	(\$93.00)	(\$8,531.60)

**SOUHEGAN REGIONAL LANDFILL DISTRICT**

**RECYCLING SUMMARY  
GLASS**

GLASS		HOLLIS						
2023	Price per Ton	Tons	Trips	Ave Weight per Trip	Recycling Income / (Expense)	Hauling Expense	Net Inc/(Exp) per Ton	Total Net Income / (Expense)
1ST QUARTER	January	0.00	0	0.00	0.00	0.00	0.00	0.00
	February (\$48)	12.53	1	12.53	(601.44)	(442.00)	(83.28)	(1,043.44)
	March (\$48)	13.80	1	13.80	(662.40)	(442.00)	(80.03)	(1,104.40)
	2023	26.33	2	13.17	(\$1,263.84)	(\$884.00)	(\$81.57)	(\$2,147.84)
	2022	25.21	2	12.61	(\$1,134.45)	(\$884.00)	(\$80.07)	(\$2,018.45)
2ND QUARTER	April	0.00	0	0.00	0.00	0.00	0.00	0.00
	May (\$48)	13.47	1	13.47	(646.56)	(442.00)	(80.81)	(1,088.56)
	June (\$48)	13.44	1	13.44	(645.12)	(442.00)	(80.89)	(1,087.12)
	2023	26.91	2	13.46	(\$1,291.68)	(\$884.00)	(\$80.85)	(\$2,175.68)
	2022	36.17	3	12.06	(\$1,627.65)	(\$1,326.00)	(\$81.66)	(\$2,953.65)
3RD QUARTER	July	0.00	0	0.00	0.00	0.00	0.00	0.00
	August (\$48)	13.16	1	13.16	(631.68)	(442.00)	(81.59)	(1,073.68)
	September (\$48)	13.96	1	13.96	(670.08)	(442.00)	(79.66)	(1,112.08)
	2023	27.12	2	13.56	(\$1,301.76)	(\$884.00)	(\$80.60)	(\$2,185.76)
	2022	23.06	2	11.53	(\$1,106.88)	(\$884.00)	(\$86.33)	(\$1,990.88)
4TH QUARTER	October	0.00	0	0.00	0.00	0.00	0.00	0.00
	November (\$48)	12.60	1	12.60	(604.80)	(442.00)	(83.08)	(1,046.80)
	December (\$48)	11.99	1	11.99	(575.52)	(442.00)	(84.86)	(1,017.52)
	2023	24.59	2	12.30	(\$1,180.32)	(\$884.00)	(\$83.95)	(\$2,064.32)
	2022	34.90	3	11.63	(\$1,675.20)	(\$1,326.00)	(\$85.99)	(\$3,001.20)
TOTAL 2023		104.95	8	13.12	(\$5,037.60)	(\$3,536.00)	(\$81.69)	(\$8,573.60)
TOTAL 2022		119.34	10	11.93	(\$5,544.18)	(\$4,420.00)	(\$83.49)	(\$9,964.18)

GLASS		MONT VERNON						
2023	Price per Ton	Tons	Trips	Ave Weight per Trip	Recycling Income / (Expense)	Hauling Expense	Net Inc/(Exp) per Ton	Total Net Income / (Expense)
1ST QUARTER	January	0.00	0	0.00	0.00	0.00	0.00	0.00
	February	0.00	0	0.00	0.00	0.00	0.00	0.00
	March (\$40)	8.40	1	8.40	(336.00)	(442.00)	(92.62)	(778.00)
	2023	8.40	1	8.40	(\$336.00)	(\$442.00)	(\$92.62)	(\$778.00)
	2022	8.40	1	8.40	(\$336.00)	(\$442.00)	(\$92.62)	(\$778.00)
2ND QUARTER	April	0.00	0	0.00	0.00	0.00	0.00	0.00
	May	0.00	0	0.00	0.00	0.00	0.00	0.00
	June (\$40)	8.40	1	8.40	(336.00)	(442.00)	(92.62)	(778.00)
	2023	8.40	1	8.40	(\$336.00)	(\$442.00)	(\$92.62)	(\$778.00)
	2022	8.40	1	8.40	(\$336.00)	(\$442.00)	(\$92.62)	(\$778.00)
3RD QUARTER	July	0.00	0	0.00	0.00	0.00	0.00	0.00
	August (\$40)	8.40	1	8.40	(336.00)	(442.00)	(92.62)	(778.00)
	September	0.00	0	0.00	0.00	0.00	0.00	0.00
	2023	8.40	1	8.40	(\$336.00)	(\$442.00)	(\$92.62)	(\$778.00)
	2022	16.80	2	8.40	(\$672.00)	(\$884.00)	(\$92.62)	(\$1,556.00)
4TH QUARTER	October	0.00	0	0.00	0.00	0.00	0.00	0.00
	November (\$40)	8.40	1	8.40	(336.00)	(442.00)	(92.62)	(778.00)
	December	0.00	0	0.00	0.00	0.00	0.00	0.00
	2023	8.40	1	8.40	(\$336.00)	(\$442.00)	(\$92.62)	(\$778.00)
	2022	16.80	2	8.40	(\$672.00)	(\$884.00)	(\$92.62)	(\$1,556.00)
TOTAL 2023		33.60	4	8.40	(\$1,344.00)	(\$1,768.00)	(\$92.62)	(\$3,112.00)
TOTAL 2022		50.40	6	8.40	(\$2,016.00)	(\$2,652.00)	(\$92.62)	(\$4,668.00)

SOUHEGAN REGIONAL LANDFILL DISTRICT

RECYCLING SUMMARY  
GLASS

GLASS		TOTAL						
2023	Price per Ton	Tons	Trips	Ave Weight per Trip	Recycling Income / (Expense)	Hauling Expense	Net Inc/(Exp) per Ton	Total Net Income / (Expense)
1ST QUARTER	January	34.10	3	11.37	(1,570.08)	(1,326.00)	(84.93)	(2,896.08)
	February	20.87	2	10.44	(935.04)	(884.00)	(87.16)	(1,819.04)
	March	44.93	4	11.23	(2,022.72)	(1,768.00)	(84.37)	(3,790.72)
	2023	99.90	9	11.10	(\$4,527.84)	(\$3,978.00)	(\$85.14)	(\$8,505.84)
	2022	97.84	9	10.87	(\$4,235.70)	(\$3,978.00)	(\$83.95)	(\$8,213.70)
2ND QUARTER	April	14.64	1	14.64	(702.72)	(442.00)	(78.19)	(1,144.72)
	May	21.81	2	10.91	(980.16)	(884.00)	(85.47)	(1,864.16)
	June	45.04	4	11.26	(2,028.00)	(1,768.00)	(84.28)	(3,796.00)
	2023	81.49	7	11.64	(\$3,710.88)	(\$3,094.00)	(\$83.51)	(\$6,804.88)
	2022	111.01	10	11.10	(\$4,763.00)	(\$4,420.00)	(\$82.72)	(\$9,183.00)
3RD QUARTER	July	22.81	2	11.41	(1,028.16)	(884.00)	(83.83)	(1,912.16)
	August	44.49	4	11.12	(2,001.60)	(1,768.00)	(84.73)	(3,769.60)
	September	22.30	2	11.15	(1,003.68)	(884.00)	(84.65)	(1,887.68)
	2023	89.60	8	11.20	(\$4,033.44)	(\$3,536.00)	(\$84.48)	(\$7,569.44)
	2022	91.94	9	10.22	(\$4,078.56)	(\$3,978.00)	(\$87.63)	(\$8,056.56)
4TH QUARTER	October	12.24	1	12.24	(587.52)	(442.00)	(84.11)	(1,029.52)
	November	40.51	4	10.13	(1,810.56)	(1,768.00)	(88.34)	(3,578.56)
	December	31.42	3	10.47	(1,441.44)	(1,326.00)	(88.08)	(2,767.44)
	2023	84.17	8	10.52	(\$3,839.52)	(\$3,536.00)	(\$87.63)	(\$7,375.52)
	2022	97.06	9	10.78	(\$4,391.04)	(\$3,978.00)	(\$86.23)	(\$8,369.04)
TOTAL 2023		355.16	32	11.10	(\$16,111.68)	(\$14,144.00)	(\$85.19)	(\$30,255.68)
TOTAL 2022		397.85	37	10.75	(\$17,468.30)	(\$16,354.00)	(\$85.01)	(\$33,822.30)

CLEAR PLASTIC				AMHERST					BROOKLINE					HOLLIS					MONT VERNON					TOTAL						
DATE	TO	HAULING	\$/Ton	Tons	Trips	Hauling Fees	Recycling Inc/(Exp)	Net Inc/(Exp)	Tons	Trips	Hauling Fees	Recycling Inc/(Exp)	Net Inc/(Exp)	Tons	Trips	Hauling Fees	Recycling Inc/(Exp)	Net Inc/(Exp)	Tons	Trips	Hauling Fees	Recycling Inc/(Exp)	Net Inc/(Exp)	Tons	Trips	Hauling Fees	Recycling Inc/(Exp)	Net Inc/(Exp)		
3-Jan	OPR	(302)	\$30.00	2.06	1	(302)	61.80	(\$240.20)	0	0	0	0.00	\$0.00	2.16	1	(302)	64.80	(\$237.20)	0	0	0	0.00	\$0.00	2.06	1	(302)	61.80	(\$240.20)		
13-Jan	OPR	(302)	\$30.00	0	0	0	0.00	\$0.00	0	0	0	0.00	\$0.00	2.16	1	(302)	64.80	(\$237.20)	0	0	0	0.00	\$0.00	2.16	1	(302)	64.80	(\$237.20)		
31-Jan	OPR	(302)	\$30.00	0	0	0	0.00	\$0.00	1.93	1	(302)	57.90	(\$244.10)	0	0	0	0.00	\$0.00	0	0	0	0.00	\$0.00	1.93	1	(302)	57.90	(\$244.10)		
<b>JANUARY</b>				<b>2.06</b>	<b>1</b>	<b>(302)</b>	<b>61.80</b>	<b>(\$240.20)</b>	<b>1.93</b>	<b>1</b>	<b>(302)</b>	<b>57.90</b>	<b>(\$244.10)</b>	<b>2.16</b>	<b>1</b>	<b>(302)</b>	<b>64.80</b>	<b>(\$237.20)</b>	<b>0.00</b>	<b>0</b>	<b>0</b>	<b>0.00</b>	<b>\$0.00</b>	<b>6.15</b>	<b>3</b>	<b>(906)</b>	<b>184.50</b>	<b>(\$721.50)</b>		
22-Feb	OPR	(302)	\$50.00	1.97	1	(302)	98.50	(\$203.50)	0	0	0	0.00	\$0.00	0	0	0	0.00	\$0.00	0	0	0	0.00	\$0.00	1.97	1	(302)	98.50	(\$203.50)		
<b>FEBRUARY</b>				<b>1.97</b>	<b>1</b>	<b>(302)</b>	<b>98.50</b>	<b>(\$203.50)</b>	<b>0.00</b>	<b>0</b>	<b>0</b>	<b>0.00</b>	<b>\$0.00</b>	<b>0.00</b>	<b>0</b>	<b>0</b>	<b>0</b>	<b>0.00</b>	<b>\$0.00</b>	<b>0.00</b>	<b>0</b>	<b>0</b>	<b>0.00</b>	<b>\$0.00</b>	<b>1.97</b>	<b>1</b>	<b>(302)</b>	<b>98.50</b>	<b>(\$203.50)</b>	
27-Mar	OPR	(302)	\$50.00	0	0	0	0.00	\$0.00	0	0	0	0.00	\$0.00	2.13	1	(302)	106.50	(\$195.50)	0	0	0	0.00	\$0.00	2.13	1	(302)	106.50	(\$195.50)		
<b>MARCH</b>				<b>0.00</b>	<b>0</b>	<b>0</b>	<b>0.00</b>	<b>\$0.00</b>	<b>0.00</b>	<b>0</b>	<b>0</b>	<b>0</b>	<b>0.00</b>	<b>\$0.00</b>	<b>2.13</b>	<b>1</b>	<b>(302)</b>	<b>106.50</b>	<b>(\$195.50)</b>	<b>0.00</b>	<b>0</b>	<b>0</b>	<b>0.00</b>	<b>\$0.00</b>	<b>2.13</b>	<b>1</b>	<b>(302)</b>	<b>106.50</b>	<b>(\$195.50)</b>	
5-Apr	OPR	(302)	\$40.00	0	0	0	0.00	\$0.00	1.62	1	(302)	64.80	(\$237.20)	0	0	0	0.00	\$0.00	0	0	0	0.00	\$0.00	1.62	1	(302)	64.80	(\$237.20)		
19-Apr	OPR	(302)	\$40.00	2.06	1	(302)	82.40	(\$219.60)	0	0	0	0.00	\$0.00	0	0	0	0.00	\$0.00	0	0	0	0.00	\$0.00	2.06	1	(302)	82.40	(\$219.60)		
<b>APRIL</b>				<b>2.06</b>	<b>1</b>	<b>(302)</b>	<b>82.40</b>	<b>(\$219.60)</b>	<b>1.62</b>	<b>1</b>	<b>(302)</b>	<b>64.80</b>	<b>(\$237.20)</b>	<b>0.00</b>	<b>0</b>	<b>0</b>	<b>0.00</b>	<b>\$0.00</b>	<b>0.00</b>	<b>0</b>	<b>0</b>	<b>0</b>	<b>0.00</b>	<b>\$0.00</b>	<b>3.68</b>	<b>2</b>	<b>(604)</b>	<b>147.20</b>	<b>(\$456.80)</b>	
<b>MAY</b>				<b>0.00</b>	<b>0</b>	<b>0</b>	<b>0.00</b>	<b>\$0.00</b>	<b>0.00</b>	<b>0</b>	<b>0</b>	<b>0</b>	<b>0.00</b>	<b>\$0.00</b>	<b>0.00</b>	<b>0</b>	<b>0</b>	<b>0</b>	<b>0.00</b>	<b>\$0.00</b>	<b>0.00</b>	<b>0</b>	<b>0</b>	<b>0.00</b>	<b>\$0.00</b>	<b>0.00</b>	<b>0</b>	<b>0</b>	<b>0.00</b>	<b>\$0.00</b>
7-Jun	OPR	(302)	\$0.00	1.96	1	(302)	0.00	(\$302.00)	0	0	0	0.00	\$0.00	2.22	1	(302)	0.00	(\$302.00)	0	0	0	0.00	\$0.00	2.22	1	(302)	0.00	(\$302.00)		
8-Jun	OPR	(302)	\$0.00	0	0	0	0.00	\$0.00	0	0	0	0.00	\$0.00	0	0	0	0.00	\$0.00	0	0	0	0.00	\$0.00	1.96	1	(302)	0.00	(\$302.00)		
9-Jun	OPR	(302)	\$0.00	0	0	0	0.00	\$0.00	1.73	1	(302)	0.00	(\$302.00)	0	0	0	0.00	\$0.00	0	0	0	0.00	\$0.00	1.73	1	(302)	0.00	(\$302.00)		
<b>JUNE</b>				<b>1.96</b>	<b>1</b>	<b>(302)</b>	<b>0.00</b>	<b>(\$302.00)</b>	<b>1.73</b>	<b>1</b>	<b>(302)</b>	<b>0.00</b>	<b>(\$302.00)</b>	<b>2.22</b>	<b>1</b>	<b>(302)</b>	<b>0.00</b>	<b>(\$302.00)</b>	<b>0.00</b>	<b>0</b>	<b>0</b>	<b>0.00</b>	<b>\$0.00</b>	<b>5.91</b>	<b>3</b>	<b>(906)</b>	<b>0.00</b>	<b>(\$906.00)</b>		
28-Jul	OPR	(302)	(\$60.00)	2.13	1	(302)	(127.80)	(\$429.80)	0	0	0	0.00	\$0.00	0	0	0	0.00	\$0.00	0	0	0	0.00	\$0.00	2.13	1	(302)	(127.80)	(\$429.80)		
<b>JULY</b>				<b>2.13</b>	<b>1</b>	<b>(302)</b>	<b>(127.80)</b>	<b>(\$429.80)</b>	<b>0.00</b>	<b>0</b>	<b>0</b>	<b>0.00</b>	<b>\$0.00</b>	<b>0.00</b>	<b>0</b>	<b>0</b>	<b>0</b>	<b>0.00</b>	<b>\$0.00</b>	<b>0.00</b>	<b>0</b>	<b>0</b>	<b>0.00</b>	<b>\$0.00</b>	<b>2.13</b>	<b>1</b>	<b>(302)</b>	<b>(127.80)</b>	<b>(\$429.80)</b>	
10-Aug	OPR	(302)	\$0.00	0	0	0	0.00	\$0.00	1.72	1	(302)	0.00	(\$302.00)	0	0	0	0.00	\$0.00	0	0	0	0.00	\$0.00	1.72	1	(302)	0.00	(\$302.00)		
14-Aug	OPR	(302)	\$0.00	0	0	0	0.00	\$0.00	0	0	0	0.00	\$0.00	2.23	1	(302)	0.00	(\$302.00)	0	0	0	0.00	\$0.00	2.23	1	(302)	0.00	(\$302.00)		
<b>AUGUST</b>				<b>0.00</b>	<b>0</b>	<b>0</b>	<b>0.00</b>	<b>\$0.00</b>	<b>1.72</b>	<b>1</b>	<b>(302)</b>	<b>0.00</b>	<b>(\$302.00)</b>	<b>2.23</b>	<b>1</b>	<b>(302)</b>	<b>0.00</b>	<b>(\$302.00)</b>	<b>0.00</b>	<b>0</b>	<b>0</b>	<b>0.00</b>	<b>\$0.00</b>	<b>3.95</b>	<b>2</b>	<b>(604)</b>	<b>0.00</b>	<b>(\$604.00)</b>		
15-Sep	OPR	(302)	\$0.00	2.06	1	(302)	0.00	(\$302.00)	0	0	0	0.00	\$0.00	0	0	0	0.00	\$0.00	0	0	0	0.00	\$0.00	2.06	1	(302)	0.00	(\$302.00)		
<b>SEPTEMBER</b>				<b>2.06</b>	<b>1</b>	<b>(302)</b>	<b>0.00</b>	<b>(\$302.00)</b>	<b>0.00</b>	<b>0</b>	<b>0</b>	<b>0.00</b>	<b>\$0.00</b>	<b>0.00</b>	<b>0</b>	<b>0</b>	<b>0</b>	<b>0.00</b>	<b>\$0.00</b>	<b>0.00</b>	<b>0</b>	<b>0</b>	<b>0.00</b>	<b>\$0.00</b>	<b>2.06</b>	<b>1</b>	<b>(302)</b>	<b>0.00</b>	<b>(\$302.00)</b>	
11-Oct	OPR	(302)	\$0.00	0	0	0	0.00	\$0.00	1.66	1	(302)	0.00	(\$302.00)	2.11	1	(302)	0.00	(\$302.00)	0	0	0	0.00	\$0.00	2.11	1	(302)	0.00	(\$302.00)		
12-Oct	OPR	(302)	\$0.00	0	0	0	0.00	\$0.00	0	0	0	0.00	\$0.00	0	0	0	0.00	\$0.00	0	0	0	0.00	\$0.00	1.66	1	(302)	0.00	(\$302.00)		
<b>OCTOBER</b>				<b>0.00</b>	<b>0</b>	<b>0</b>	<b>0.00</b>	<b>\$0.00</b>	<b>1.66</b>	<b>1</b>	<b>(302)</b>	<b>0.00</b>	<b>(\$302.00)</b>	<b>2.11</b>	<b>1</b>	<b>(302)</b>	<b>0.00</b>	<b>(\$302.00)</b>	<b>0.00</b>	<b>0</b>	<b>0</b>	<b>0.00</b>	<b>\$0.00</b>	<b>3.77</b>	<b>2</b>	<b>(604)</b>	<b>0.00</b>	<b>(\$604.00)</b>		
10-Nov	OPR	(302)	\$20.00	2.08	1	(302)	41.60	(\$260.40)	0	0	0	0.00	\$0.00	0	0	0	0.00	\$0.00	0	0	0	0.00	\$0.00	2.08	1	(302)	41.60	(\$260.40)		
22-Nov	OPR	(302)	\$20.00	0	0	0	0.00	\$0.00	0.98	1	(302)	19.60	(\$282.40)	0	0	0	0.00	\$0.00	0	0	0	0.00	\$0.00	0.98	1	(302)	19.60	(\$282.40)		
<b>NOVEMBER</b>				<b>2.08</b>	<b>1</b>	<b>(302)</b>	<b>41.60</b>	<b>(\$260.40)</b>	<b>0.98</b>	<b>1</b>	<b>(302)</b>	<b>19.60</b>	<b>(\$282.40)</b>	<b>0.00</b>	<b>0</b>	<b>0</b>	<b>0.00</b>	<b>\$0.00</b>	<b>0.00</b>	<b>0</b>	<b>0</b>	<b>0</b>	<b>0.00</b>	<b>\$0.00</b>	<b>3.06</b>	<b>2</b>	<b>(604)</b>	<b>61.20</b>	<b>(\$542.80)</b>	
13-Dec	OPR	(302)	\$0.00	0	0	0	0.00	\$0.00	0	0	0	0.00	\$0.00	1.89	1	(302)	0.00	(\$302.00)	0	0	0	0.00	\$0.00	1.89	1	(302)	0.00	(\$302.00)		
29-Dec	OPR	(302)	\$0.00	1.84	1	(302)	0.00	(\$302.00)	0	0	0	0.00	\$0.00	0	0	0	0.00	\$0.00	0	0	0	0.00	\$0.00	1.84	1	(302)	0.00	(\$302.00)		
<b>DECEMBER</b>				<b>1.84</b>	<b>1</b>	<b>(302)</b>	<b>0.00</b>	<b>(\$302.00)</b>	<b>0.00</b>	<b>0</b>	<b>0</b>	<b>0.00</b>	<b>\$0.00</b>	<b>1.89</b>	<b>1</b>	<b>(302)</b>	<b>0.00</b>	<b>(\$302.00)</b>	<b>0.00</b>	<b>0</b>	<b>0</b>	<b>0.00</b>	<b>\$0.00</b>	<b>3.73</b>	<b>2</b>	<b>(604)</b>	<b>0.00</b>	<b>(\$604.00)</b>		
<b>TOTAL</b>				<b>16.16</b>	<b>8</b>	<b>(\$2,416)</b>	<b>\$156.50</b>	<b>(\$2,259.50)</b>	<b>9.64</b>	<b>6</b>	<b>(\$1,812)</b>	<b>\$142.30</b>	<b>(\$1,669.70)</b>	<b>12.74</b>	<b>6</b>	<b>(\$1,812)</b>	<b>\$171.30</b>	<b>(\$1,640.70)</b>	<b>0.00</b>	<b>0</b>	<b>\$0</b>	<b>\$0.00</b>	<b>\$0.00</b>	<b>38.54</b>	<b>20</b>	<b>(\$6,040)</b>	<b>\$470.10</b>	<b>(\$5,569.90)</b>		

MILK JUGS				AMHERST					BROOKLINE					HOLLIS					MONT VERNON					TOTAL									
DATE	TO	HAULING	\$/TON	Tons	Trips	Hauling Fees	Recycling Inc/(Exp)	Net Inc/(Exp)	Tons	Trips	Hauling Fees	Recycling Inc/(Exp)	Net Inc/(Exp)	Tons	Trips	Hauling Fees	Recycling Inc/(Exp)	Net Inc/(Exp)	Tons	Trips	Hauling Fees	Recycling Inc/(Exp)	Net Inc/(Exp)	Tons	Trips	Hauling Fees	Recycling Inc/(Exp)	Net Inc/(Exp)					
				0	0	0.00	\$0.00		0	0	0.00	\$0.00		0	0	0.00	\$0.00		0	0	0.00	\$0.00		0	0	0.00	\$0.00		0.00	0	0	0.00	\$0.00
				0	0	0.00	\$0.00		0	0	0.00	\$0.00		0	0	0.00	\$0.00		0	0	0.00	\$0.00		0	0	0.00	\$0.00		0.00	0	0	0.00	\$0.00
				0	0	0.00	\$0.00		0	0	0.00	\$0.00		0	0	0.00	\$0.00		0	0	0.00	\$0.00		0	0	0.00	\$0.00		0.00	0	0	0.00	\$0.00
<b>JANUARY</b>				<b>0.00</b>	<b>0</b>	<b>0</b>	<b>0.00</b>	<b>\$0.00</b>	<b>0.00</b>	<b>0</b>	<b>0</b>	<b>0.00</b>	<b>\$0.00</b>	<b>0.00</b>	<b>0</b>	<b>0</b>	<b>0.00</b>	<b>\$0.00</b>	<b>0.00</b>	<b>0</b>	<b>0</b>	<b>0.00</b>	<b>\$0.00</b>	<b>0.00</b>	<b>0</b>	<b>0</b>	<b>0.00</b>	<b>\$0.00</b>	<b>0.00</b>	<b>0</b>	<b>0</b>	<b>0.00</b>	<b>\$0.00</b>
				0	0	0.00	\$0.00		0	0	0.00	\$0.00		0	0	0.00	\$0.00		0	0	0.00	\$0.00		0	0	0.00	\$0.00		0.00	0	0	0.00	\$0.00
				0	0	0.00	\$0.00		0	0	0.00	\$0.00		0	0	0.00	\$0.00		0	0	0.00	\$0.00		0	0	0.00	\$0.00		0.00	0	0	0.00	\$0.00
<b>FEBRUARY</b>				<b>0.00</b>	<b>0</b>	<b>0</b>	<b>0.00</b>	<b>\$0.00</b>	<b>0.00</b>	<b>0</b>	<b>0</b>	<b>0.00</b>	<b>\$0.00</b>	<b>0.00</b>	<b>0</b>	<b>0</b>	<b>0.00</b>	<b>\$0.00</b>	<b>0.00</b>	<b>0</b>	<b>0</b>	<b>0.00</b>	<b>\$0.00</b>	<b>0.00</b>	<b>0</b>	<b>0</b>	<b>0.00</b>	<b>\$0.00</b>	<b>0.00</b>	<b>0</b>	<b>0</b>	<b>0.00</b>	<b>\$0.00</b>
				0	0	0.00	\$0.00		0	0	0.00	\$0.00		0	0	0.00	\$0.00		0	0	0.00	\$0.00		0	0	0.00	\$0.00		0.00	0	0	0.00	\$0.00
				0	0	0.00	\$0.00		0	0	0.00	\$0.00		0	0	0.00	\$0.00		0	0	0.00	\$0.00		0	0	0.00	\$0.00		0.00	0	0	0.00	\$0.00
<b>MARCH</b>				<b>0.00</b>	<b>0</b>	<b>0</b>	<b>0.00</b>	<b>\$0.00</b>	<b>0.00</b>	<b>0</b>	<b>0</b>	<b>0.00</b>	<b>\$0.00</b>	<b>0.00</b>	<b>0</b>	<b>0</b>	<b>0.00</b>	<b>\$0.00</b>	<b>0.00</b>	<b>0</b>	<b>0</b>	<b>0.00</b>	<b>\$0.00</b>	<b>0.00</b>	<b>0</b>	<b>0</b>	<b>0.00</b>	<b>\$0.00</b>	<b>0.00</b>	<b>0</b>	<b>0</b>	<b>0.00</b>	<b>\$0.00</b>
				0	0	0.00	\$0.00		0	0	0.00	\$0.00		0	0	0.00	\$0.00		0	0	0.00	\$0.00		0	0	0.00	\$0.00		0.00	0	0	0.00	\$0.00
				0	0	0.00	\$0.00		0	0	0.00	\$0.00		0	0	0.00	\$0.00		0	0	0.00	\$0.00		0	0	0.00	\$0.00		0.00	0	0	0.00	\$0.00
<b>APRIL</b>				<b>0.00</b>	<b>0</b>	<b>0</b>	<b>0.00</b>	<b>\$0.00</b>	<b>0.00</b>	<b>0</b>	<b>0</b>	<b>0.00</b>	<b>\$0.00</b>	<b>0.00</b>	<b>0</b>	<b>0</b>	<b>0.00</b>	<b>\$0.00</b>	<b>0.00</b>	<b>0</b>	<b>0</b>	<b>0.00</b>	<b>\$0.00</b>	<b>0.00</b>	<b>0</b>	<b>0</b>	<b>0.00</b>	<b>\$0.00</b>	<b>0.00</b>	<b>0</b>	<b>0</b>	<b>0.00</b>	<b>\$0.00</b>
				0	0	0.00	\$0.00		0	0	0.00	\$0.00		0	0	0.00	\$0.00		0	0	0.00	\$0.00		0	0	0.00	\$0.00		0.00	0	0	0.00	\$0.00
				0	0	0.00	\$0.00		0	0	0.00	\$0.00		0	0	0.00	\$0.00		0	0	0.00	\$0.00		0	0	0.00	\$0.00		0.00	0	0	0.00	\$0.00
<b>MAY</b>				<b>0.00</b>	<b>0</b>	<b>0</b>	<b>0.00</b>	<b>\$0.00</b>	<b>0.00</b>	<b>0</b>	<b>0</b>	<b>0.00</b>	<b>\$0.00</b>	<b>0.00</b>	<b>0</b>	<b>0</b>	<b>0.00</b>	<b>\$0.00</b>	<b>0.00</b>	<b>0</b>	<b>0</b>	<b>0.00</b>	<b>\$0.00</b>	<b>0.00</b>	<b>0</b>	<b>0</b>	<b>0.00</b>	<b>\$0.00</b>	<b>0.00</b>	<b>0</b>	<b>0</b>	<b>0.00</b>	<b>\$0.00</b>
				0	0	0.00	\$0.00		0	0	0.00	\$0.00		0	0	0.00	\$0.00		0	0	0.00	\$0.00		0	0	0.00	\$0.00		0.00	0	0	0.00	\$0.00
				0	0	0.00	\$0.00		0	0	0.00	\$0.00		0	0	0.00	\$0.00		0	0	0.00	\$0.00		0	0	0.00	\$0.00		0.00	0	0	0.00	\$0.00
<b>JUNE</b>				<b>0.00</b>	<b>0</b>	<b>0</b>	<b>0.00</b>	<b>\$0.00</b>	<b>0.00</b>	<b>0</b>	<b>0</b>	<b>0.00</b>	<b>\$0.00</b>	<b>0.00</b>	<b>0</b>	<b>0</b>	<b>0.00</b>	<b>\$0.00</b>	<b>0.00</b>	<b>0</b>	<b>0</b>	<b>0.00</b>	<b>\$0.00</b>	<b>0.00</b>	<b>0</b>	<b>0</b>	<b>0.00</b>	<b>\$0.00</b>	<b>0.00</b>	<b>0</b>	<b>0</b>	<b>0.00</b>	<b>\$0.00</b>
				0	0	0.00	\$0.00		0	0	0.00	\$0.00		0	0	0.00	\$0.00		0	0	0.00	\$0.00		0	0	0.00	\$0.00		0.00	0	0	0.00	\$0.00
				0	0	0.00	\$0.00		0	0	0.00	\$0.00		0	0	0.00	\$0.00		0	0	0.00	\$0.00		0	0	0.00	\$0.00		0.00	0	0	0.00	\$0.00
<b>JULY</b>				<b>0.00</b>	<b>0</b>	<b>0</b>	<b>0.00</b>	<b>\$0.00</b>	<b>0.00</b>	<b>0</b>	<b>0</b>	<b>0.00</b>	<b>\$0.00</b>	<b>0.00</b>	<b>0</b>	<b>0</b>	<b>0.00</b>	<b>\$0.00</b>	<b>0.00</b>	<b>0</b>	<b>0</b>	<b>0.00</b>	<b>\$0.00</b>	<b>0.00</b>	<b>0</b>	<b>0</b>	<b>0.00</b>	<b>\$0.00</b>	<b>0.00</b>	<b>0</b>	<b>0</b>	<b>0.00</b>	<b>\$0.00</b>
				0	0	0.00	\$0.00		0	0	0.00	\$0.00		0	0	0.00	\$0.00		0	0	0.00	\$0.00		0	0	0.00	\$0.00		0.00	0	0	0.00	\$0.00
				0	0	0.00	\$0.00		0	0	0.00	\$0.00		0	0	0.00	\$0.00		0	0	0.00	\$0.00		0	0	0.00	\$0.00		0.00	0	0	0.00	\$0.00
<b>AUGUST</b>				<b>0.00</b>	<b>0</b>	<b>0</b>	<b>0.00</b>	<b>\$0.00</b>	<b>0.00</b>	<b>0</b>	<b>0</b>	<b>0.00</b>	<b>\$0.00</b>	<b>0.00</b>	<b>0</b>	<b>0</b>	<b>0.00</b>	<b>\$0.00</b>	<b>0.00</b>	<b>0</b>	<b>0</b>	<b>0.00</b>	<b>\$0.00</b>	<b>0.00</b>	<b>0</b>	<b>0</b>	<b>0.00</b>	<b>\$0.00</b>	<b>0.00</b>	<b>0</b>	<b>0</b>	<b>0.00</b>	<b>\$0.00</b>
				0	0	0.00	\$0.00		0	0	0.00	\$0.00		0	0	0.00	\$0.00		0	0	0.00	\$0.00		0	0	0.00	\$0.00		0.00	0	0	0.00	\$0.00
				0	0	0.00	\$0.00		0	0	0.00	\$0.00		0	0	0.00	\$0.00		0	0	0.00	\$0.00		0	0	0.00	\$0.00		0.00	0	0	0.00	\$0.00
<b>SEPTEMBER</b>				<b>0.00</b>	<b>0</b>	<b>0</b>	<b>0.00</b>	<b>\$0.00</b>	<b>0.00</b>	<b>0</b>	<b>0</b>	<b>0.00</b>	<b>\$0.00</b>	<b>0.00</b>	<b>0</b>	<b>0</b>	<b>0.00</b>	<b>\$0.00</b>	<b>0.00</b>	<b>0</b>	<b>0</b>	<b>0.00</b>	<b>\$0.00</b>	<b>0.00</b>	<b>0</b>	<b>0</b>	<b>0.00</b>	<b>\$0.00</b>	<b>0.00</b>	<b>0</b>	<b>0</b>	<b>0.00</b>	<b>\$0.00</b>
4-Oct	OPR	(302)	\$320.00	5.28	1	(302)	1,689.60	\$1,387.60	0	0	0.00	\$0.00		0	0	0.00	\$0.00		0	0	0.00	\$0.00		0	0	0.00	\$0.00		5.28	1	(302)	1,689.60	\$1,387.60
19-Oct	OPR	(302)	\$320.00	0	0	0.00	\$0.00		0	0	0.00	\$0.00		5.12	1	(302)	1,638.40	\$1,336.40	0	0	0.00	\$0.00		0	0	0.00	\$0.00		5.12	1	(302)	1,638.40	\$1,336.40
<b>OCTOBER</b>				<b>5.28</b>	<b>1</b>	<b>(302)</b>	<b>1,689.60</b>	<b>\$1,387.60</b>	<b>0.00</b>	<b>0</b>	<b>0</b>	<b>0.00</b>	<b>\$0.00</b>	<b>5.12</b>	<b>1</b>	<b>(302)</b>	<b>1,638.40</b>	<b>\$1,336.40</b>	<b>0.00</b>	<b>0</b>	<b>0</b>	<b>0.00</b>	<b>\$0.00</b>	<b>0.00</b>	<b>0</b>	<b>0</b>	<b>0.00</b>	<b>\$0.00</b>	<b>10.40</b>	<b>2</b>	<b>(604)</b>	<b>3,328.00</b>	<b>\$2,724.00</b>
29-Nov	OPR	(302)	\$320.00	0	0	0.00	\$0.00		3.27	1	(302)	1,046.40	\$744.40	0	0	0.00	\$0.00		0	0	0.00	\$0.00		0	0	0.00	\$0.00		3.27	1	(302)	1,046.40	\$744.40
<b>NOVEMBER</b>				<b>0.00</b>	<b>0</b>	<b>0</b>	<b>0.00</b>	<b>\$0.00</b>	<b>3.27</b>	<b>1</b>	<b>(302)</b>	<b>1,046.40</b>	<b>\$744.40</b>	<b>0.00</b>	<b>0</b>	<b>0</b>	<b>0.00</b>	<b>\$0.00</b>	<b>0.00</b>	<b>0</b>	<b>0</b>	<b>0.00</b>	<b>\$0.00</b>	<b>0.00</b>	<b>0</b>	<b>0</b>	<b>0.00</b>	<b>\$0.00</b>	<b>3.27</b>	<b>1</b>	<b>(302)</b>	<b>1,046.40</b>	<b>\$744.40</b>
				0	0	0.00	\$0.00		0	0	0.00	\$0.00		0	0	0.00	\$0.00		0	0	0.00	\$0.00		0	0	0.00	\$0.00		0.00	0	0	0.00	\$0.00
				0	0	0.00	\$0.00		0	0	0.00	\$0.00		0	0	0.00	\$0.00		0	0	0.00	\$0.00		0	0	0.00	\$0.00		0.00	0	0	0.00	\$0.00
<b>DECEMBER</b>				<b>0.00</b>	<b>0</b>	<b>0</b>	<b>0.00</b>	<b>\$0.00</b>	<b>0.00</b>	<b>0</b>	<b>0</b>	<b>0.00</b>	<b>\$0.00</b>	<b>0.00</b>	<b>0</b>	<b>0</b>	<b>0.00</b>	<b>\$0.00</b>	<b>0.00</b>	<b>0</b>	<b>0</b>	<b>0.00</b>	<b>\$0.00</b>	<b>0.00</b>	<b>0</b>	<b>0</b>	<b>0.00</b>	<b>\$0.00</b>	<b>0.00</b>	<b>0</b>	<b>0</b>	<b>0.00</b>	<b>\$0.00</b>
<b>TOTAL</b>				<b>5.28</b>	<b>1</b>	<b>(\$302)</b>	<b>\$1,689.60</b>	<b>\$1,387.60</b>	<b>3.27</b>	<b>1</b>	<b>(\$302)</b>	<b>\$1,046.40</b>	<b>\$744.40</b>	<b>5.12</b>	<b>1</b>	<b>(\$302)</b>	<b>\$1,638.40</b>	<b>\$1,336.40</b>	<b>0.00</b>	<b>0</b>	<b>\$0</b>	<b>\$0.00</b>	<b>\$0.00</b>	<b>0.00</b>	<b>0</b>	<b>\$0</b>	<b>\$0.00</b>	<b>\$0.00</b>	<b>13.67</b>	<b>3</b>	<b>(\$906)</b>	<b>#####</b>	<b>\$3,468.40</b>

#8 NEWS				AMHERST				BROOKLINE				HOLLIS				MONT VERNON				TOTAL										
DATE	TO	HAULING	\$/TON	Tons	Trips	Hauling Fees	Recycling Inc/(Exp)	Net Inc/(Exp)	Tons	Trips	Hauling Fees	Recycling Inc/(Exp)	Net Inc/(Exp)	Tons	Trips	Hauling Fees	Recycling Inc/(Exp)	Net Inc/(Exp)	Tons	Trips	Hauling Fees	Recycling Inc/(Exp)	Net Inc/(Exp)							
25-Jan	OPR	(302)	\$185.00			0	0.00	\$0.00	4.57	1	(302)	845.45	\$543.45			0	0.00	\$0.00			0	0.00	\$0.00	4.57	1	(302)	845.45	\$543.45		
<b>JANUARY</b>				0.00	0	0	0.00	\$0.00	4.57	1	(302)	845.45	\$543.45	0.00	0	0	0.00	\$0.00	0.00	0	0	0.00	\$0.00	4.57	1	(302)	845.45	\$543.45		
				0		0	0.00	\$0.00	0		0	0.00	\$0.00	0		0	0.00	\$0.00	0		0	0.00	\$0.00	0		0	0.00	\$0.00		
<b>FEBRUARY</b>				0.00	0	0	0.00	\$0.00	0.00	0	0	0	0.00	\$0.00	0.00	0	0	0	0.00	\$0.00	0.00	0	0	0.00	\$0.00	0.00	0	0	0.00	\$0.00
				0		0	0.00	\$0.00	0		0	0.00	\$0.00	0		0	0.00	\$0.00	0		0	0.00	\$0.00	0		0	0.00	\$0.00		
<b>MARCH</b>				0.00	0	0	0.00	\$0.00	0.00	0	0	0	0.00	\$0.00	0.00	0	0	0	0.00	\$0.00	0.00	0	0	0.00	\$0.00	0.00	0	0	0.00	\$0.00
13-Apr	OPR	(302)	\$185			0	0.00	\$0.00					\$0.00	8.54	1	(302)	1,579.90	\$1,277.90			0	0.00	\$0.00	8.54	1	(302)	1,579.90	\$1,277.90		
24-Apr	OPR	(302)	\$185			0	0.00	\$0.00	11.53	1	(302)	2,133.05	\$1,831.05			0	0.00	\$0.00			0	0.00	\$0.00	11.53	1	(302)	2,133.05	\$1,831.05		
<b>APRIL</b>				11.53	1	(302)	2,133.05	\$1,831.05	0.00	0	0	0.00	\$0.00	8.54	1	(302)	1,579.90	\$1,277.90	0.00	0	0	0.00	\$0.00	20.07	2	(604)	3,712.95	\$3,108.95		
				0		0	0.00	\$0.00	0		0	0.00	\$0.00	0		0	0.00	\$0.00	0		0	0.00	\$0.00	0		0	0.00	\$0.00		
<b>MAY</b>				0.00	0	0	0.00	\$0.00	0.00	0	0	0	0.00	\$0.00	0.00	0	0	0	0.00	\$0.00	0.00	0	0	0.00	\$0.00	0.00	0	0	0.00	\$0.00
				0		0	0.00	\$0.00	0		0	0.00	\$0.00	0		0	0.00	\$0.00	0		0	0.00	\$0.00	0		0	0.00	\$0.00		
<b>JUNE</b>				0.00	0	0	0.00	\$0.00	0.00	0	0	0	0.00	\$0.00	0.00	0	0	0	0.00	\$0.00	0.00	0	0	0.00	\$0.00	0.00	0	0	0.00	\$0.00
				0		0	0.00	\$0.00	0		0	0.00	\$0.00	0		0	0.00	\$0.00	0		0	0.00	\$0.00	0		0	0.00	\$0.00		
25-Jul	OPR	(302)	(\$18)			0	0.00	\$0.00					\$0.00																	
<b>JULY</b>				11.62	1	(302)	(209.16)	(\$511.16)	0.00	0	0	0.00	\$0.00	0.00	0	0	0	0.00	\$0.00	11.62	1	(302)	(209.16)	(\$511.16)	11.62	1	(302)	(209.16)	(\$511.16)	
				0		0	0.00	\$0.00	0		0	0.00	\$0.00	0		0	0.00	\$0.00	0		0	0.00	\$0.00	0		0	0.00	\$0.00		
<b>AUGUST</b>				0.00	0	0	0.00	\$0.00	0.00	0	0	0	0.00	\$0.00	0.00	0	0	0	0.00	\$0.00	0.00	0	0	0.00	\$0.00	0.00	0	0	0.00	\$0.00
				0		0	0.00	\$0.00	0		0	0.00	\$0.00	0		0	0.00	\$0.00	0		0	0.00	\$0.00	0		0	0.00	\$0.00		
<b>SEPTEMBER</b>				0.00	0	0	0.00	\$0.00	0.00	0	0	0	0.00	\$0.00	0.00	0	0	0	0.00	\$0.00	0.00	0	0	0.00	\$0.00	0.00	0	0	0.00	\$0.00
				0		0	0.00	\$0.00	0		0	0.00	\$0.00	0		0	0.00	\$0.00	0		0	0.00	\$0.00	0		0	0.00	\$0.00		
9-Oct	OPR	(302)	\$5			0	0.00	\$0.00					\$0.00	8.33	1	(302)	41.65	(\$260.35)			0	0.00	\$0.00	8.33	1	(302)	41.65	(\$260.35)		
23-Oct	OPR	(302)	\$110			0	0.00	\$0.00	10.09	1	(302)	1,109.90	\$807.90			0	0.00	\$0.00			0	0.00	\$0.00	10.09	1	(302)	1,109.90	\$807.90		
<b>OCTOBER</b>				10.09	1	(302)	1,109.90	\$807.90	0.00	0	0	0.00	\$0.00	8.33	1	(302)	41.65	(\$260.35)	0.00	0	0	0.00	\$0.00	18.42	2	(604)	1,151.55	\$547.55		
				0		0	0.00	\$0.00	0		0	0.00	\$0.00	0		0	0.00	\$0.00	0		0	0.00	\$0.00	0		0	0.00	\$0.00		
<b>NOVEMBER</b>				0.00	0	0	0.00	\$0.00	0.00	0	0	0	0.00	\$0.00	0.00	0	0	0	0.00	\$0.00	0.00	0	0	0.00	\$0.00	0.00	0	0	0.00	\$0.00
				0		0	0.00	\$0.00	0		0	0.00	\$0.00	0		0	0.00	\$0.00	0		0	0.00	\$0.00	0		0	0.00	\$0.00		
<b>DECEMBER</b>				0.00	0	0	0.00	\$0.00	0.00	0	0	0	0.00	\$0.00	0.00	0	0	0	0.00	\$0.00	0.00	0	0	0.00	\$0.00	0.00	0	0	0.00	\$0.00
				0		0	0.00	\$0.00	0		0	0.00	\$0.00	0		0	0.00	\$0.00	0		0	0.00	\$0.00	0		0	0.00	\$0.00		
<b>TOTAL</b>				33.24	3	(\$906)	\$3,033.79	\$2,127.79	4.57	1	(\$302)	\$845.45	\$543.45	16.87	2	(\$604)	\$1,621.55	\$1,017.55	0.00	0	\$0	\$0.00	\$0.00	54.68	6	(\$1,812)	#####	\$3,688.79		

OCC				AMHERST					BROOKLINE					HOLLIS					MONT VERNON					TOTAL				
DATE	TO	HAULING	\$/TON	Tons	Trips	Hauling Fees	Recycling Inc/(Exp)	Net Inc/(Exp)	Tons	Trips	Hauling Fees	Recycling Inc/(Exp)	Net Inc/(Exp)	Tons	Trips	Hauling Fees	Recycling Inc/(Exp)	Net Inc/(Exp)	Tons	Trips	Hauling Fees	Recycling Inc/(Exp)	Net Inc/(Exp)	Tons	Trips	Hauling Fees	Recycling Inc/(Exp)	Net Inc/(Exp)
4-Jan	OPR	(302)	\$0.00			0	0.00	\$0.00			0	0.00	\$0.00			0	0.00	\$0.00	2.72	1	(302)	0.00	(\$302.00)	2.72	1	(302)	0.00	(\$302.00)
9-Jan	OPR	(396)	\$0.00			0	0.00	\$0.00			0	0.00	\$0.00	7.15	1	(396)	0.00	(\$396.00)			0	0.00	\$0.00	7.15	1	(396)	0.00	(\$396.00)
10-Jan	OPR	(396)	\$0.00	9.44	1	(396)	0.00	(\$396.00)			0	0.00	\$0.00			0	0.00	\$0.00	9.44	1	(396)	0.00	(\$396.00)	9.44	1	(396)	0.00	(\$396.00)
16-Jan	OPR	(396)	\$0.00			0	0.00	\$0.00	6.57	1	(396)	0.00	(\$396.00)			0	0.00	\$0.00			0	0.00	\$0.00	6.57	1	(396)	0.00	(\$396.00)
19-Jan	OPR	(396)	\$0.00	6.94	1	(396)	0.00	(\$396.00)			0	0.00	\$0.00			0	0.00	\$0.00	6.94	1	(396)	0.00	(\$396.00)	6.94	1	(396)	0.00	(\$396.00)
27-Jan	OPR	(302)	\$0.00			0	0.00	\$0.00			0	0.00	\$0.00			0	0.00	\$0.00	2.63	1	(302)	0.00	(\$302.00)	2.63	1	(302)	0.00	(\$302.00)
30-Jan	OPR	(396)	\$0.00			0	0.00	\$0.00			0	0.00	\$0.00	7.76	1	(396)	0.00	(\$396.00)			0	0.00	\$0.00	7.76	1	(396)	0.00	(\$396.00)
<b>JANUARY</b>				<b>16.38</b>	<b>2</b>	<b>(792)</b>	<b>0.00</b>	<b>(\$792.00)</b>	<b>6.57</b>	<b>1</b>	<b>(396)</b>	<b>0.00</b>	<b>(\$396.00)</b>	<b>14.91</b>	<b>2</b>	<b>(792)</b>	<b>0.00</b>	<b>(\$792.00)</b>	<b>5.35</b>	<b>2</b>	<b>(604)</b>	<b>0.00</b>	<b>(\$604.00)</b>	<b>43.21</b>	<b>7</b>	<b>(2,584)</b>	<b>0.00</b>	<b>(\$2,584.00)</b>
8-Feb	OPR	(396)	\$0.00	8.30	1	(396)	0.00	(\$396.00)			0	0.00	\$0.00			0	0.00	\$0.00			0	0.00	\$0.00	8.30	1	(396)	0.00	(\$396.00)
10-Feb	OPR	(396)	\$0.00			0	0.00	\$0.00	6.07	1	(396)	0.00	(\$396.00)			0	0.00	\$0.00			0	0.00	\$0.00	6.07	1	(396)	0.00	(\$396.00)
13-Feb	OPR	(396)	\$0.00			0	0.00	\$0.00			0	0.00	\$0.00	5.07	1	(396)	0.00	(\$396.00)			0	0.00	\$0.00	5.07	1	(396)	0.00	(\$396.00)
24-Feb	OPR	(302)	\$0.00			0	0.00	\$0.00			0	0.00	\$0.00			0	0.00	\$0.00	2.44	1	(302)	0.00	(\$302.00)	2.44	1	(302)	0.00	(\$302.00)
27-Feb	OPR	(396)	\$0.00	8.49	1	(396)	0.00	(\$396.00)			0	0.00	\$0.00			0	0.00	\$0.00	8.49	1	(396)	0.00	(\$396.00)	8.49	1	(396)	0.00	(\$396.00)
<b>FEBRUARY</b>				<b>16.79</b>	<b>2</b>	<b>(792)</b>	<b>0.00</b>	<b>(\$792.00)</b>	<b>6.07</b>	<b>1</b>	<b>(396)</b>	<b>0.00</b>	<b>(\$396.00)</b>	<b>5.07</b>	<b>1</b>	<b>(396)</b>	<b>0.00</b>	<b>(\$396.00)</b>	<b>2.44</b>	<b>1</b>	<b>(302)</b>	<b>0.00</b>	<b>(\$302.00)</b>	<b>30.37</b>	<b>5</b>	<b>(1,886)</b>	<b>0.00</b>	<b>(\$1,886.00)</b>
3-Mar	OPR	(396)	\$10.00			0	0.00	\$0.00	6.05	1	(396)	60.50	\$60.50			0	0.00	\$0.00			0	0.00	\$0.00	6.05	1	(396)	60.50	\$60.50
13-Mar	OPR	(396)	\$10.00			0	0.00	\$0.00			0	0.00	\$0.00	9.47	1	(396)	94.70	(\$301.30)			0	0.00	\$0.00	9.47	1	(396)	94.70	(\$301.30)
22-Mar	OPR	(396)	\$10.00	9.34	1	(396)	93.40	(\$302.60)			0	0.00	\$0.00			0	0.00	\$0.00			0	0.00	\$0.00	9.34	1	(396)	93.40	(\$302.60)
27-Mar	OPR	(302)	\$10.00			0	0.00	\$0.00			0	0.00	\$0.00			0	0.00	\$0.00	2.62	1	(302)	26.20	(\$275.80)	2.62	1	(302)	26.20	(\$275.80)
29-Mar	OPR	(396)	\$10.00			0	0.00	\$0.00	6.91	1	(396)	69.10	\$69.10			0	0.00	\$0.00			0	0.00	\$0.00	6.91	1	(396)	69.10	\$69.10
<b>MARCH</b>				<b>9.34</b>	<b>1</b>	<b>(396)</b>	<b>93.40</b>	<b>(\$302.60)</b>	<b>12.96</b>	<b>2</b>	<b>(792)</b>	<b>129.60</b>	<b>\$129.60</b>	<b>9.47</b>	<b>1</b>	<b>(396)</b>	<b>94.70</b>	<b>(\$301.30)</b>	<b>2.62</b>	<b>1</b>	<b>(302)</b>	<b>26.20</b>	<b>(\$275.80)</b>	<b>34.39</b>	<b>5</b>	<b>(1,886)</b>	<b>343.90</b>	<b>(\$750.10)</b>
5-Apr	OPR	(396)	\$15.00			0	0.00	\$0.00			0	0.00	\$0.00	8.80	1	(396)	132.00	(\$264.00)			0	0.00	\$0.00	8.80	1	(396)	132.00	(\$264.00)
11-Apr	OPR	(396)	\$15.00	8.09	1	(396)	121.35	(\$274.65)			0	0.00	\$0.00			0	0.00	\$0.00			0	0.00	\$0.00	8.09	1	(396)	121.35	(\$274.65)
20-Apr	OPR	(396)	\$15.00			0	0.00	\$0.00	7.14	1	(396)	107.10	(\$288.90)			0	0.00	\$0.00			0	0.00	\$0.00	7.14	1	(396)	107.10	(\$288.90)
24-Apr	OPR	(302)	\$15.00			0	0.00	\$0.00			0	0.00	\$0.00			0	0.00	\$0.00	2.69	1	(302)	40.35	(\$261.65)	2.69	1	(302)	40.35	(\$261.65)
26-Apr	OPR	(396)	\$15.00			0	0.00	\$0.00			0	0.00	\$0.00	9.35	1	(396)	140.25	(\$255.75)			0	0.00	\$0.00	9.35	1	(396)	140.25	(\$255.75)
27-Apr	OPR	(396)	\$15.00	8.48	1	(396)	127.20	(\$268.80)			0	0.00	\$0.00			0	0.00	\$0.00			0	0.00	\$0.00	8.48	1	(396)	127.20	(\$268.80)
<b>APRIL</b>				<b>16.57</b>	<b>2</b>	<b>(792)</b>	<b>248.55</b>	<b>(\$543.45)</b>	<b>7.14</b>	<b>1</b>	<b>(396)</b>	<b>107.10</b>	<b>(\$288.90)</b>	<b>18.15</b>	<b>2</b>	<b>(792)</b>	<b>272.25</b>	<b>(\$519.75)</b>	<b>2.69</b>	<b>1</b>	<b>(302)</b>	<b>40.35</b>	<b>(\$261.65)</b>	<b>44.55</b>	<b>6</b>	<b>(2,282)</b>	<b>688.25</b>	<b>(\$1,613.75)</b>
10-May	OPR	(396)	\$15.00			0	0.00	\$0.00	6.76	1	(396)	101.40	(\$294.60)			0	0.00	\$0.00			0	0.00	\$0.00	6.76	1	(396)	101.40	(\$294.60)
15-May	OPR	(396)	\$15.00			0	0.00	\$0.00			0	0.00	\$0.00	8.74	1	(396)	131.10	(\$264.90)			0	0.00	\$0.00	8.74	1	(396)	131.10	(\$264.90)
16-May	OPR	(396)	\$15.00	9.35	1	(396)	140.25	(\$255.75)			0	0.00	\$0.00			0	0.00	\$0.00	2.54	1	(302)	38.10	(\$263.90)	2.54	1	(302)	38.10	(\$263.90)
19-May	OPR	(302)	\$15.00			0	0.00	\$0.00			0	0.00	\$0.00			0	0.00	\$0.00			0	0.00	\$0.00	2.54	1	(302)	38.10	(\$263.90)
30-May	OPR	(396)	\$15.00	7.96	1	(396)	119.40	(\$276.60)			0	0.00	\$0.00			0	0.00	\$0.00			0	0.00	\$0.00	7.96	1	(396)	119.40	(\$276.60)
31-May	OPR	(396)	\$15.00			0	0.00	\$0.00	7.00	1	(396)	105.00	(\$291.00)			0	0.00	\$0.00			0	0.00	\$0.00	7.00	1	(396)	105.00	(\$291.00)
<b>MAY</b>				<b>17.31</b>	<b>2</b>	<b>(792)</b>	<b>259.65</b>	<b>(\$532.35)</b>	<b>13.76</b>	<b>2</b>	<b>(792)</b>	<b>206.40</b>	<b>(\$585.60)</b>	<b>8.74</b>	<b>1</b>	<b>(396)</b>	<b>131.10</b>	<b>(\$264.90)</b>	<b>2.54</b>	<b>1</b>	<b>(302)</b>	<b>38.10</b>	<b>(\$263.90)</b>	<b>42.35</b>	<b>6</b>	<b>(2,282)</b>	<b>635.25</b>	<b>(\$1,646.75)</b>
2-Jun	OPR	(396)	\$20.00			0	0.00	\$0.00			0	0.00	\$0.00	8.03	1	(396)	160.60	(\$235.40)			0	0.00	\$0.00	8.03	1	(396)	160.60	(\$235.40)
14-Jun	OPR	(302)	\$20.00			0	0.00	\$0.00			0	0.00	\$0.00			0	0.00	\$0.00	2.78	1	(302)	55.60	(\$246.40)	2.78	1	(302)	55.60	(\$246.40)
14-Jun	OPR	(396)	\$20.00	8.31	1	(396)	166.20	(\$229.80)			0	0.00	\$0.00			0	0.00	\$0.00			0	0.00	\$0.00	8.31	1	(396)	166.20	(\$229.80)
21-Jun	OPR	(396)	\$20.00			0	0.00	\$0.00	6.96	1	(396)	139.20	(\$256.80)			0	0.00	\$0.00			0	0.00	\$0.00	6.96	1	(396)	139.20	(\$256.80)
21-Jun	OPR	(302)	\$20.00			0	0.00	\$0.00			0	0.00	\$0.00			0	0.00	\$0.00	2.30	1	(302)	46.00	(\$256.00)	2.30	1	(302)	46.00	(\$256.00)
26-Jun	OPR	(396)	\$20.00			0	0.00	\$0.00			0	0.00	\$0.00	11.15	1	(396)	223.00	(\$173.00)			0	0.00	\$0.00	11.15	1	(396)	223.00	(\$173.00)
30-Jun	OPR	(396)	\$20.00	8.74	1	(396)	174.80	(\$221.20)			0	0.00	\$0.00			0	0.00	\$0.00			0	0.00	\$0.00	8.74	1	(396)	174.80	(\$221.20)
<b>JUNE</b>				<b>17.05</b>	<b>2</b>	<b>(792)</b>	<b>341.00</b>	<b>(\$451.00)</b>	<b>6.96</b>	<b>1</b>	<b>(396)</b>	<b>139.20</b>	<b>(\$256.80)</b>	<b>19.18</b>	<b>2</b>	<b>(792)</b>	<b>383.60</b>	<b>(\$408.40)</b>	<b>5.08</b>	<b>2</b>	<b>(604)</b>	<b>101.60</b>	<b>(\$602.40)</b>	<b>48.27</b>	<b>7</b>	<b>(2,584)</b>	<b>965.40</b>	<b>(\$1,618.60)</b>
13-Jul	OPR	(396)	\$10.00			0	0.00	\$0.00	7.33	1	(396)	73.30	(\$322.70)			0	0.00	\$0.00			0	0.00	\$0.00	7.33	1	(396)	73.30	(\$322.70)
18-Jul	OPR	(396)	\$10.00			0	0.00	\$0.00			0	0.00	\$0.00	9.28	1	(396)	92.80	(\$303.20)			0	0.00	\$0.00	9.28	1	(396)	92.80	(\$303.20)
19-Jul	OPR																											

OCC				AMHERST					BROOKLINE					HOLLIS					MONT VERNON					TOTAL				
DATE	TO	HAULING	\$/TON	Tons	Trips	Hauling Fees	Recycling Inc/(Exp)	Net Inc/(Exp)	Tons	Trips	Hauling Fees	Recycling Inc/(Exp)	Net Inc/(Exp)	Tons	Trips	Hauling Fees	Recycling Inc/(Exp)	Net Inc/(Exp)	Tons	Trips	Hauling Fees	Recycling Inc/(Exp)	Net Inc/(Exp)	Tons	Trips	Hauling Fees	Recycling Inc/(Exp)	Net Inc/(Exp)
				0 0.00 \$0.00					0 0.00 \$0.00					0 0.00 \$0.00					0 0.00 \$0.00					0.00 0 0 0.00 \$0.00				
<b>OCTOBER</b>				<b>16.98</b>	<b>2</b>	<b>(792)</b>	<b>679.20</b>	<b>(\$112.80)</b>	<b>8.23</b>	<b>1</b>	<b>(396)</b>	<b>329.20</b>	<b>(\$66.80)</b>	<b>11.20</b>	<b>1</b>	<b>(396)</b>	<b>448.00</b>	<b>\$52.00</b>	<b>2.69</b>	<b>1</b>	<b>(302)</b>	<b>107.60</b>	<b>(\$194.40)</b>	<b>39.10</b>	<b>5</b>	<b>(1,886)</b>	<b>1,564.00</b>	<b>(\$322.00)</b>
8-Nov	OPR	(396)	\$65.00	0 0.00 \$0.00					6.87	1	(396)	446.55	\$50.55	8.15	1	(396)	529.75	\$133.75	0 0.00 \$0.00					15.02	2	(792)	976.30	\$184.30
15-Nov	OPR	(396)	\$65.00	7.05	1	(396)	458.25	\$62.25	0 0.00 \$0.00					0 0.00 \$0.00					7.05	1	(396)	458.25	\$62.25	0 0.00 \$0.00				
16-Nov	OPR	(302)	\$65.00	0 0.00 \$0.00					0 0.00 \$0.00					0 0.00 \$0.00					2.55	1	(302)	165.75	(\$136.25)	0 0.00 \$0.00				
29-Nov	OPR	(396)	\$65.00	0 0.00 \$0.00					6.86	1	(396)	445.90	\$49.90	9.04	1	(396)	587.60	\$191.60	0 0.00 \$0.00					15.90	2	(792)	1,033.50	\$241.50
30-Nov	OPR	(396)	\$65.00	7.11	1	(396)	462.15	\$66.15	0 0.00 \$0.00					0 0.00 \$0.00					0 0.00 \$0.00					7.11	1	(396)	462.15	\$66.15
<b>NOVEMBER</b>				<b>14.16</b>	<b>2</b>	<b>(792)</b>	<b>920.40</b>	<b>\$128.40</b>	<b>13.73</b>	<b>2</b>	<b>(792)</b>	<b>892.45</b>	<b>\$100.45</b>	<b>17.19</b>	<b>2</b>	<b>(792)</b>	<b>1,117.35</b>	<b>\$326.35</b>	<b>2.55</b>	<b>1</b>	<b>(302)</b>	<b>165.75</b>	<b>(\$136.25)</b>	<b>47.63</b>	<b>7</b>	<b>(2,678)</b>	<b>3,095.95</b>	<b>\$417.95</b>
5-Dec	OPR	(302)	\$65.00	0 0.00 \$0.00					0 0.00 \$0.00					0 0.00 \$0.00					2.42	1	(302)	157.30	(\$144.70)	2.42 1 (302) 157.30 (\$144.70)				
13-Dec	OPR	(396)	\$65.00	0 0.00 \$0.00					5.57	1	(396)	362.05	(\$33.95)	0 0.00 \$0.00					0 0.00 \$0.00					5.57	1	(396)	362.05	(\$33.95)
14-Dec	OPR	(396)	\$65.00	8.43	1	(396)	547.95	\$151.95	0 0.00 \$0.00					0 0.00 \$0.00					0 0.00 \$0.00					8.43	1	(396)	547.95	\$151.95
18-Dec	OPR	(396)	\$65.00	0 0.00 \$0.00					0 0.00 \$0.00					9.54	1	(396)	620.10	\$224.10	0 0.00 \$0.00					9.54	1	(396)	620.10	\$224.10
22-Dec	OPR	(302)	\$65.00	0 0.00 \$0.00					0 0.00 \$0.00					0 0.00 \$0.00					2.19	1	(302)	142.35	(\$159.65)	2.19 1 (302) 142.35 (\$159.65)				
26-Dec	OPR	(396)	\$65.00	8.15	1	(396)	529.75	\$133.75	5.55	1	(396)	360.75	(\$35.25)	0 0.00 \$0.00					0 0.00 \$0.00					13.70	2	(792)	890.50	\$98.50
29-Dec	OPR	(396)	\$65.00	0 0.00 \$0.00					0 0.00 \$0.00					0 0.00 \$0.00					0 0.00 \$0.00					7.70	1	(396)	500.50	\$104.50
29-Dec	OPR	(302)	\$65.00	0 0.00 \$0.00					0 0.00 \$0.00					0 0.00 \$0.00					0 0.00 \$0.00					1.62	1	(302)	105.30	(\$196.70)
<b>DECEMBER</b>				<b>16.58</b>	<b>2</b>	<b>(792)</b>	<b>1,077.70</b>	<b>\$285.70</b>	<b>11.12</b>	<b>2</b>	<b>(792)</b>	<b>722.80</b>	<b>(\$69.20)</b>	<b>17.24</b>	<b>2</b>	<b>(792)</b>	<b>1,120.60</b>	<b>\$328.60</b>	<b>6.23</b>	<b>3</b>	<b>(906)</b>	<b>404.95</b>	<b>(\$501.05)</b>	<b>51.17</b>	<b>9</b>	<b>(3,282)</b>	<b>3,326.05</b>	<b>\$44.05</b>
<b>TOTAL</b>				<b>186.92</b>	<b>22</b>	<b>(\$8,712)</b>	<b>\$4,592.20</b>	<b>(\$4,119.80)</b>	<b>116.68</b>	<b>17</b>	<b>(\$6,732)</b>	<b>\$3,135.85</b>	<b>(\$2,804.15)</b>	<b>158.98</b>	<b>18</b>	<b>(\$7,128)</b>	<b>\$4,322.70</b>	<b>(\$2,805.30)</b>	<b>43.37</b>	<b>17</b>	<b>(\$5,134)</b>	<b>\$1,134.05</b>	<b>(\$3,999.95)</b>	<b>505.95</b>	<b>74</b>	<b>(\$27,706)</b>	<b>\$13,184.80</b>	<b>(\$13,729.20)</b>



ALUMINUM CANS					AMHERST					BROOKLINE					HOLLIS					MONT VERNON					TOTAL						
DATE	TO	HAULING	\$/TON		Tons	Trips	Hauling Fees	Recycling Inc/(Exp)	Net Inc/(Exp)	Tons	Trips	Hauling Fees	Recycling Inc/(Exp)	Net Inc/(Exp)	Tons	Trips	Hauling Fees	Recycling Inc/(Exp)	Net Inc/(Exp)	Tons	Trips	Hauling Fees	Recycling Inc/(Exp)	Net Inc/(Exp)	Tons	Trips	Hauling Fees	Recycling Inc/(Exp)	Net Inc/(Exp)		
18-Jan	OPR	(302)	\$860.00				0	0.00	\$0.00				0	0.00	\$0.00			0	0.00	\$0.00	0.94	1	(302)	808.40	\$506.40		0.94	1	(302)	808.40	\$506.40
24-Jan	OPR	(302)	\$860.00				0	0.00	\$0.00	1.41	1	(302)	1,212.60	\$910.60				0	0.00	\$0.00				0	0.00	\$0.00	1.41	1	(302)	1,212.60	\$910.60
25-Jan	OPR	(302)	\$860.00		1.69	1	(302)	1,453.40	\$1,151.40				0	0.00	\$0.00			0	0.00	\$0.00				0	0.00	\$0.00	1.69	1	(302)	1,453.40	\$1,151.40
<b>JANUARY</b>					<b>1.69</b>	<b>1</b>	<b>(302)</b>	<b>1,453.40</b>	<b>\$1,151.40</b>	<b>1.41</b>	<b>1</b>	<b>(302)</b>	<b>1,212.60</b>	<b>\$910.60</b>	<b>0.00</b>	<b>0</b>	<b>0</b>	<b>0.00</b>	<b>\$0.00</b>	<b>0.94</b>	<b>1</b>	<b>(302)</b>	<b>808.40</b>	<b>\$506.40</b>	<b>4.04</b>	<b>3</b>	<b>(906)</b>	<b>3,474.40</b>	<b>\$2,568.40</b>		
22-Feb	OPR	(302)	\$860.00				0	0.00	\$0.00				0	0.00	\$0.00	1.54	1	(302)	1,324.40	\$1,022.40				0	0.00	\$0.00	1.54	1	(302)	1,324.40	\$1,022.40
<b>FEBRUARY</b>					<b>0.00</b>	<b>0</b>	<b>0</b>	<b>0.00</b>	<b>\$0.00</b>	<b>0.00</b>	<b>0</b>	<b>0</b>	<b>0</b>	<b>0.00</b>	<b>\$0.00</b>	<b>1.54</b>	<b>1</b>	<b>(302)</b>	<b>1,324.40</b>	<b>\$1,022.40</b>	<b>0.00</b>	<b>0</b>	<b>0</b>	<b>0.00</b>	<b>\$0.00</b>	<b>1.54</b>	<b>1</b>	<b>(302)</b>	<b>1,324.40</b>	<b>\$1,022.40</b>	
10-Mar	OPR	(302)	\$860.00				0	0.00	\$0.00	1.15	1	(302)	989.00	\$989.00				0	0.00	\$0.00				0	0.00	\$0.00	1.15	1	(302)	989.00	\$989.00
17-Mar	OPR	(302)	\$860.00		1.69	1	(302)	1,453.40	\$1,151.40				0	0.00	\$0.00			0	0.00	\$0.00				0	0.00	\$0.00	1.69	1	(302)	1,453.40	\$1,151.40
<b>MARCH</b>					<b>1.69</b>	<b>1</b>	<b>(302)</b>	<b>1,453.40</b>	<b>\$1,151.40</b>	<b>1.15</b>	<b>1</b>	<b>(302)</b>	<b>989.00</b>	<b>\$989.00</b>	<b>0.00</b>	<b>0</b>	<b>0</b>	<b>0.00</b>	<b>\$0.00</b>	<b>0.00</b>	<b>0</b>	<b>0</b>	<b>0</b>	<b>0.00</b>	<b>\$0.00</b>	<b>2.84</b>	<b>2</b>	<b>(604)</b>	<b>2,442.40</b>	<b>\$2,140.40</b>	
12-Apr	OPR	(302)	\$860.00				0	0.00	\$0.00				0	0.00	\$0.00	1.45	1	(302)	1,247.00	\$945.00	0.85	1	(302)	731.00	\$429.00		0.85	1	(302)	731.00	\$429.00
20-Apr	OPR	(302)	\$860.00				0	0.00	\$0.00	1.08	1	(302)	928.80	\$626.80				0	0.00	\$0.00				0	0.00	\$0.00	1.45	1	(302)	1,247.00	\$945.00
21-Apr	OPR	(302)	\$860.00				0	0.00	\$0.00				0	0.00	\$0.00			0	0.00	\$0.00	0.85	1	(302)	731.00	\$429.00		1.08	1	(302)	928.80	\$626.80
<b>APRIL</b>					<b>0.00</b>	<b>0</b>	<b>0</b>	<b>0.00</b>	<b>\$0.00</b>	<b>1.08</b>	<b>1</b>	<b>(302)</b>	<b>928.80</b>	<b>\$626.80</b>	<b>1.45</b>	<b>1</b>	<b>(302)</b>	<b>1,247.00</b>	<b>\$945.00</b>	<b>0.85</b>	<b>1</b>	<b>(302)</b>	<b>731.00</b>	<b>\$429.00</b>	<b>3.38</b>	<b>3</b>	<b>(906)</b>	<b>2,906.80</b>	<b>\$2,000.80</b>		
1-May	OPR	(302)	\$760.00		1.64	1	(302)	1,246.40	\$944.40				0	0.00	\$0.00			0	0.00	\$0.00				0	0.00	\$0.00	1.64	1	(302)	1,246.40	\$944.40
31-May	OPR	(302)	\$760.00				0	0.00	\$0.00	1.07	1	(302)	813.20	\$511.20				0	0.00	\$0.00				0	0.00	\$0.00	1.07	1	(302)	813.20	\$511.20
<b>MAY</b>					<b>1.64</b>	<b>1</b>	<b>(302)</b>	<b>1,246.40</b>	<b>\$944.40</b>	<b>1.07</b>	<b>1</b>	<b>(302)</b>	<b>813.20</b>	<b>\$511.20</b>	<b>0.00</b>	<b>0</b>	<b>0</b>	<b>0.00</b>	<b>\$0.00</b>	<b>0.00</b>	<b>0</b>	<b>0</b>	<b>0</b>	<b>0.00</b>	<b>\$0.00</b>	<b>2.71</b>	<b>2</b>	<b>(604)</b>	<b>2,059.60</b>	<b>\$1,455.60</b>	
12-Jun	OPR	(302)	\$800.00				0	0.00	\$0.00				0	0.00	\$0.00	1.44	1	(302)	1,152.00	\$850.00				0	0.00	\$0.00	1.44	1	(302)	1,152.00	\$850.00
15-Jun	OPR	(302)	\$800.00		1.62	1	(302)	1,296.00	\$994.00				0	0.00	\$0.00			0	0.00	\$0.00	0.85	1	(302)	680.00	\$378.00		1.62	1	(302)	1,296.00	\$994.00
23-Jun	OPR	(302)	\$800.00				0	0.00	\$0.00	0.00	0	(302)	0	\$0.00				0	0.00	\$0.00	0.85	1	(302)	680.00	\$378.00		0.85	1	(302)	680.00	\$378.00
<b>JUNE</b>					<b>1.62</b>	<b>1</b>	<b>(302)</b>	<b>1,296.00</b>	<b>\$994.00</b>	<b>0.00</b>	<b>0</b>	<b>0</b>	<b>0.00</b>	<b>\$0.00</b>	<b>1.44</b>	<b>1</b>	<b>(302)</b>	<b>1,152.00</b>	<b>\$850.00</b>	<b>0.85</b>	<b>1</b>	<b>(302)</b>	<b>680.00</b>	<b>\$378.00</b>	<b>3.91</b>	<b>3</b>	<b>(906)</b>	<b>3,128.00</b>	<b>\$2,222.00</b>		
3-Jul	OPR	(302)	\$740.00				0	0.00	\$0.00	1.15	1	(302)	851.00	\$549.00				0	0.00	\$0.00				0	0.00	\$0.00	1.15	1	(302)	851.00	\$549.00
<b>JULY</b>					<b>0.00</b>	<b>0</b>	<b>0</b>	<b>0.00</b>	<b>\$0.00</b>	<b>1.15</b>	<b>1</b>	<b>(302)</b>	<b>851.00</b>	<b>\$549.00</b>	<b>0.00</b>	<b>0</b>	<b>0</b>	<b>0.00</b>	<b>\$0.00</b>	<b>0.00</b>	<b>0</b>	<b>0</b>	<b>0</b>	<b>0.00</b>	<b>\$0.00</b>	<b>1.15</b>	<b>1</b>	<b>(302)</b>	<b>851.00</b>	<b>\$549.00</b>	
1-Aug	OPR	(302)	\$620.00				0	0.00	\$0.00				0	0.00	\$0.00	1.50	1	(302)	930.00	\$628.00				0	0.00	\$0.00	1.50	1	(302)	930.00	\$628.00
3-Aug	OPR	(302)	\$620.00		1.49	1	(302)	923.80	\$621.80				0	0.00	\$0.00			0	0.00	\$0.00				0	0.00	\$0.00	1.49	1	(302)	923.80	\$621.80
11-Aug	OPR	(302)	\$620.00				0	0.00	\$0.00	1.13	1	(302)	700.60	\$398.60				0	0.00	\$0.00				0	0.00	\$0.00	1.13	1	(302)	700.60	\$398.60
28-Aug	OPR	(302)	\$620.00				0	0.00	\$0.00				0	0.00	\$0.00			0	0.00	\$0.00	0.87	1	(302)	539.40	\$237.40		0.87	1	(302)	539.40	\$237.40
<b>AUGUST</b>					<b>1.49</b>	<b>1</b>	<b>(302)</b>	<b>923.80</b>	<b>\$621.80</b>	<b>1.13</b>	<b>1</b>	<b>(302)</b>	<b>700.60</b>	<b>\$398.60</b>	<b>1.50</b>	<b>1</b>	<b>(302)</b>	<b>930.00</b>	<b>\$628.00</b>	<b>0.87</b>	<b>1</b>	<b>(302)</b>	<b>539.40</b>	<b>\$237.40</b>	<b>4.99</b>	<b>4</b>	<b>(1208)</b>	<b>3,093.80</b>	<b>\$1,885.80</b>		
5-Sep	OPR	(302)	\$620.00		1.57	1	(302)	973.40	\$671.40				0	0.00	\$0.00			0	0.00	\$0.00				0	0.00	\$0.00	1.57	1	(302)	973.40	\$671.40
18-Sep	OPR	(302)	\$620.00				0	0.00	\$0.00	1.14	1	(302)	706.80	\$404.80				0	0.00	\$0.00	1.50	1	(302)	930.00	\$628.00		1.50	1	(302)	930.00	\$628.00
21-Sep	OPR	(302)	\$620.00				0	0.00	\$0.00				0	0.00	\$0.00			0	0.00	\$0.00				0	0.00	\$0.00	1.14	1	(302)	706.80	\$404.80
<b>SEPTEMBER</b>					<b>1.57</b>	<b>1</b>	<b>(302)</b>	<b>973.40</b>	<b>\$671.40</b>	<b>1.14</b>	<b>1</b>	<b>(302)</b>	<b>706.80</b>	<b>\$404.80</b>	<b>1.50</b>	<b>1</b>	<b>(302)</b>	<b>930.00</b>	<b>\$628.00</b>	<b>0.00</b>	<b>0</b>	<b>0</b>	<b>0.00</b>	<b>\$0.00</b>	<b>4.21</b>	<b>3</b>	<b>(906)</b>	<b>2,610.20</b>	<b>\$1,704.20</b>		
17-Oct	OPR	(302)	\$560.00		1.59	1	(302)	890.40	\$588.40				0	0.00	\$0.00			0	0.00	\$0.00				0	0.00	\$0.00	1.59	1	(302)	890.40	\$588.40
30-Oct	OPR	(302)	\$560.00				0	0.00	\$0.00	1.16	1	(302)	649.60	\$347.60				0	0.00	\$0.00				0	0.00	\$0.00	1.16	1	(302)	649.60	\$347.60
<b>OCTOBER</b>					<b>1.59</b>	<b>1</b>	<b>(302)</b>	<b>890.40</b>	<b>\$588.40</b>	<b>1.16</b>	<b>1</b>	<b>(302)</b>	<b>649.60</b>	<b>\$347.60</b>	<b>0.00</b>	<b>0</b>	<b>0</b>	<b>0.00</b>	<b>\$0.00</b>	<b>0.00</b>	<b>0</b>	<b>0</b>	<b>0</b>	<b>0.00</b>	<b>\$0.00</b>	<b>2.75</b>	<b>2</b>	<b>(604)</b>	<b>1,540.00</b>	<b>\$936.00</b>	
14-Nov	OPR	(302)	\$700.00				0	0.00	\$0.00				0	0.00	\$0.00	1.48	1	(302)	1,036.00	\$734.00	0.84	1	(302)	588.00	\$286.00		0.84	1	(302)	588.00	\$286.00
17-Nov	OPR	(302)	\$700.00				0	0.00	\$0.00				0	0.00	\$0.00			0	0.00	\$0.00				0	0.00	\$0.00	1.48	1	(302)	1,036.00	\$734.00
<b>NOVEMBER</b>					<b>0.00</b>	<b>0</b>	<b>0</b>	<b>0.00</b>	<b>\$0.00</b>	<b>0.00</b>	<b>0</b>	<b>0</b>	<b>0</b>	<b>0.00</b>	<b>\$0.00</b>	<b>1.48</b>	<b>1</b>	<b>(302)</b>	<b>1,036.00</b>	<b>\$734.00</b>	<b>0.84</b>	<b>1</b>	<b>(302)</b>	<b>588.00</b>	<b>\$286.00</b>	<b>2.32</b>	<b>2</b>	<b>(604)</b>	<b>1,624.00</b>	<b>\$1,020.00</b>	
6-Dec	OPR	(302)	\$640.00		1.65	1	(302)	1,056.00	\$754.00				0	0.00	\$0.00			0	0.00	\$0.00				0	0.00	\$0.00	1.65	1	(302)	1,056.00	\$754.00
7-Dec	OPR	(302)	\$640.00				0	0.00	\$0.00	1.08	1	(302)	691.20	\$389.20				0	0.00	\$0.00				0	0.00	\$0.00	1.08	1	(302)	691.20	\$389.20
<b>DECEMBER</b>					<b>1.65</b>	<b>1</b>	<b>(302)</b>	<b>1,056.00</b>	<b>\$754.00</b>	<b>1.08</b>	<b>1</b>	<b>(302)</b>	<b>691.20</b>	<b>\$389.20</b>	<b>0.00</b>	<b>0</b>	<b>0</b>	<b>0.00&lt;/</b>													

STEEL CANS				AMHERST					BROOKLINE					HOLLIS					MONT VERNON					TOTAL							
DATE	TO	HAULING	\$/TON	Tons	Trips	Hauling Fees	Recycling Inc/(Exp)	Net Inc/(Exp)	Tons	Trips	Hauling Fees	Recycling Inc/(Exp)	Net Inc/(Exp)	Tons	Trips	Hauling Fees	Recycling Inc/(Exp)	Net Inc/(Exp)	Tons	Trips	Hauling Fees	Recycling Inc/(Exp)	Net Inc/(Exp)	Tons	Trips	Hauling Fees	Recycling Inc/(Exp)	Net Inc/(Exp)			
9-Jan	GWS	(215)	\$78.40	2.16	1	(215)	169.40	(\$45.60)	0	0	0	0.00	\$0.00	2.67	1	(215)	209.30	(\$5.70)	0	0	0	0.00	\$0.00	2.16	1	(215)	169.40	(\$45.60)			
11-Jan	GWS	(215)	\$78.40				0	\$0.00	0	0	0	0.00	\$0.00				0	0.00	0	0	0	0.00	\$0.00	2.67	1	(215)	209.30	(\$5.70)			
<b>JANUARY</b>				2.16	1	(215)	169.40	(\$45.60)	0.00	0	0	0.00	\$0.00	2.67	1	(215)	209.30	(\$5.70)	0.00	0	0	0.00	\$0.00	4.83	2	(430)	378.70	(\$51.30)			
				0	0	0	0.00	\$0.00	0	0	0	0.00	\$0.00	0	0	0	0.00	\$0.00	0	0	0	0.00	\$0.00	0.00	0	0	0	0.00	\$0.00		
<b>FEBRUARY</b>				0.00	0	0	0.00	\$0.00	0.00	0	0	0	0.00	\$0.00	0.00	0	0	0	0.00	\$0.00	0.00	0	0	0	0.00	\$0.00	0.00	0	0	0.00	\$0.00
13-Mar	GWS	(215)	\$140.00	1.80	1	(215)	252.00	\$37.00	2.63	1	(215)	368.20	\$368.20	0	0	0	0.00	\$0.00	0	0	0	0.00	\$0.00	1.80	1	(215)	252.00	\$37.00			
17-Mar	GWS	(215)	\$140.00				0	\$0.00	0	0	0	0.00	\$0.00				0	0.00	0	0	0	0.00	\$0.00	2.63	1	(215)	368.20	\$368.20			
<b>MARCH</b>				1.80	1	(215)	252.00	\$37.00	2.63	1	(215)	368.20	\$368.20	0.00	0	0	0.00	\$0.00	0.00	0	0	0	0.00	\$0.00	4.43	2	(430)	620.20	\$405.20		
				0	0	0	0.00	\$0.00	0	0	0	0.00	\$0.00	0	0	0	0.00	\$0.00	0	0	0	0.00	\$0.00	0.00	0	0	0	0.00	\$0.00		
<b>APRIL</b>				0.00	0	0	0.00	\$0.00	0.00	0	0	0	0.00	\$0.00	0.00	0	0	0	0.00	\$0.00	0.00	0	0	0	0.00	\$0.00	0.00	0	0	0.00	\$0.00
12-May	GWS	(215)	\$100.00				0	\$0.00	3.74	1	(215)	374.00	\$159.00				0	0.00	0	0	0	0.00	\$0.00	3.74	1	(215)	374.00	\$159.00			
17-May	GWS	(215)	\$100.00	1.93	1	(215)	193.00	(\$22.00)	0	0	0	0.00	\$0.00	0	0	0	0.00	\$0.00	0	0	0	0.00	\$0.00	1.93	1	(215)	193.00	(\$22.00)			
<b>MAY</b>				1.93	1	(215)	193.00	(\$22.00)	0.00	0	0	0.00	\$0.00	3.74	1	(215)	374.00	\$159.00	0.00	0	0	0	0.00	\$0.00	5.67	2	(430)	567.00	\$137.00		
				0	0	0	0.00	\$0.00	0	0	0	0.00	\$0.00	0	0	0	0.00	\$0.00	0	0	0	0.00	\$0.00	0.00	0	0	0	0.00	\$0.00		
<b>JUNE</b>				0.00	0	0	0.00	\$0.00	0.00	0	0	0	0.00	\$0.00	0.00	0	0	0	0.00	\$0.00	0.00	0	0	0	0.00	\$0.00	0.00	0	0	0.00	\$0.00
26-Jul	GWS	(215)	\$100.00				0	\$0.00	2.48	1	(215)	248.00	\$33.00				0	0.00	0	0	0	0.00	\$0.00	2.48	1	(215)	248.00	\$33.00			
<b>JULY</b>				0.00	0	0	0.00	\$0.00	2.48	1	(215)	248.00	\$33.00	0.00	0	0	0.00	\$0.00	0.00	0	0	0	0.00	\$0.00	2.48	1	(215)	248.00	\$33.00		
				0	0	0	0.00	\$0.00	0	0	0	0.00	\$0.00	0	0	0	0.00	\$0.00	0	0	0	0.00	\$0.00	0.00	0	0	0	0.00	\$0.00		
8-Aug	GWS	(215)	\$110.00	2.08	1	(215)	228.80	\$13.80	0	0	0	0.00	\$0.00	0	0	0	0.00	\$0.00	0	0	0	0.00	\$0.00	2.08	1	(215)	228.80	\$13.80			
<b>AUGUST</b>				2.08	1	(215)	228.80	\$13.80	0.00	0	0	0.00	\$0.00	0.00	0	0	0	0.00	\$0.00	0.00	0	0	0	0.00	\$0.00	2.08	1	(215)	228.80	\$13.80	
				0	0	0	0.00	\$0.00	0	0	0	0.00	\$0.00	0	0	0	0.00	\$0.00	0	0	0	0.00	\$0.00	0.00	0	0	0	0.00	\$0.00		
27-Sep	GWS	(215)	\$110.00				0	\$0.00	3.73	1	(215)	410.30	\$195.30				0	0.00	0	0	0	0.00	\$0.00	3.73	1	(215)	410.30	\$195.30			
<b>SEPTEMBER</b>				0.00	0	0	0.00	\$0.00	0.00	0	0	0	0.00	\$0.00	3.73	1	(215)	410.30	\$195.30	0.00	0	0	0.00	\$0.00	3.73	1	(215)	410.30	\$195.30		
				0	0	0	0.00	\$0.00	0	0	0	0.00	\$0.00	0	0	0	0.00	\$0.00	0	0	0	0.00	\$0.00	0.00	0	0	0	0.00	\$0.00		
16-Oct	GWS	(215)	\$120.00	1.79	1	(215)	214.80	(\$0.20)	0	0	0	0.00	\$0.00	0	0	0	0.00	\$0.00	0	0	0	0.00	\$0.00	1.79	1	(215)	214.80	(\$0.20)			
<b>OCTOBER</b>				1.79	1	(215)	214.80	(\$0.20)	0.00	0	0	0.00	\$0.00	0.00	0	0	0	0.00	\$0.00	0.00	0	0	0	0.00	\$0.00	1.79	1	(215)	214.80	(\$0.20)	
				0	0	0	0.00	\$0.00	0	0	0	0.00	\$0.00	0	0	0	0.00	\$0.00	0	0	0	0.00	\$0.00	0.00	0	0	0	0.00	\$0.00		
<b>NOVEMBER</b>				0.00	0	0	0.00	\$0.00	0.00	0	0	0	0.00	\$0.00	0.00	0	0	0	0.00	\$0.00	0.00	0	0	0	0.00	\$0.00	0.00	0	0	0.00	\$0.00
8-Dec	GWS	(215)	\$140.00				0	\$0.00	2.37	1	(215)	331.80	\$116.80				0	0.00	0	0	0	0.00	\$0.00	2.37	1	(215)	331.80	\$116.80			
11-Dec	GWS	(215)	\$140.00	1.86	1	(215)	260.40	\$45.40	0	0	0	0.00	\$0.00	0	0	0	0.00	\$0.00	0	0	0	0.00	\$0.00	1.86	1	(215)	260.40	\$45.40			
<b>DECEMBER</b>				1.86	1	(215)	260.40	\$45.40	2.37	1	(215)	331.80	\$116.80	0.00	0	0	0.00	\$0.00	0.00	0	0	0	0.00	\$0.00	4.23	2	(430)	592.20	\$162.20		
				0	0	0	0.00	\$0.00	0	0	0	0.00	\$0.00	0	0	0	0.00	\$0.00	0	0	0	0.00	\$0.00	0.00	0	0	0	0.00	\$0.00		
<b>TOTAL</b>				11.62	6	(\$1,290)	\$1,318.40	\$28.40	7.48	3	(\$645)	\$948.00	\$518.00	10.14	3	(\$645)	\$993.60	\$348.60	0.00	0	0	0.00	\$0.00	0.00	0	29.24	12	(\$2,580)	#####	\$895.00	

MIXED PAPER				AMHERST				BROOKLINE				HOLLIS				MONT VERNON				TOTAL										
DATE	TO	HAULING	/TON	Tons	Trips	Hauling Fees	Recycling Inc/(Exp)	Net Inc/(Exp)	Tons	Trips	Hauling Fees	Recycling Inc/(Exp)	Net Inc/(Exp)	Tons	Trips	Hauling Fees	Recycling Inc/(Exp)	Net Inc/(Exp)	Tons	Trips	Hauling Fees	Recycling Inc/(Exp)	Net Inc/(Exp)							
10-Jan	OPR	(302)	(\$40.00)			0	0.00	\$0.00			0	0.00	\$0.00			2.00	1	(302)	(80.00)	(\$382.00)	2.00	1	(302)	(80.00)	(\$382.00)					
11-Jan	OPR	(302)	(\$40.00)			0	0.00	\$0.00			0	0.00	\$0.00	7.70	1	(302)	(308.00)	(\$610.00)	7.70	1	(302)	(308.00)	(\$610.00)	7.70	1	(302)	(308.00)	(\$610.00)		
19-Jan	OPR	(302)	(\$40.00)	10.49	1	(302)	(419.60)	(\$721.60)			0	0.00	\$0.00			0	0.00	\$0.00	10.49	1	(302)	(419.60)	(\$721.60)	10.49	1	(302)	(419.60)	(\$721.60)		
25-Jan	OPR	(302)	(\$40.00)			0	0.00	\$0.00	9.69	1	(302)	(387.60)	(\$689.60)			0	0.00	\$0.00	9.69	1	(302)	(387.60)	(\$689.60)	9.69	1	(302)	(387.60)	(\$689.60)		
30-Jan	OPR	(302)	(\$40.00)	8.66	1	(302)	(346.40)	(\$648.40)			0	0.00	\$0.00			0	0.00	\$0.00	8.66	1	(302)	(346.40)	(\$648.40)	8.66	1	(302)	(346.40)	(\$648.40)		
						0	0.00	\$0.00			0	0.00	\$0.00			0	0.00	\$0.00	0.00	0	0	0	0.00	\$0.00	0.00	0	0	0.00	\$0.00	
<b>JANUARY</b>				<b>19.15</b>	<b>2</b>	<b>(604)</b>	<b>(766.00)</b>	<b>(\$1,370.00)</b>	<b>9.69</b>	<b>1</b>	<b>(302)</b>	<b>(387.60)</b>	<b>(\$689.60)</b>	<b>7.70</b>	<b>1</b>	<b>(302)</b>	<b>(308.00)</b>	<b>(\$610.00)</b>	<b>2.00</b>	<b>1</b>	<b>(302)</b>	<b>(80.00)</b>	<b>(\$382.00)</b>	<b>38.54</b>	<b>5</b>	<b>(1,510)</b>	<b>(1,541.60)</b>	<b>(\$3,051.60)</b>		
7-Feb	OPR	(302)	(\$20.00)			0	0.00	\$0.00			0	0.00	\$0.00			2.62	1	(302)	(52.40)	(\$354.40)	2.62	1	(302)	(52.40)	(\$354.40)					
15-Feb	OPR	(302)	(\$20.00)			0	0.00	\$0.00			0	0.00	\$0.00	7.56	1	(302)	(151.20)	(\$453.20)	7.56	1	(302)	(151.20)	(\$453.20)	7.56	1	(302)	(151.20)	(\$453.20)		
						0	0.00	\$0.00			0	0.00	\$0.00			0	0.00	\$0.00	0.00	0	0	0	0.00	\$0.00	0.00	0	0	0.00	\$0.00	
<b>FEBRUARY</b>				<b>0.00</b>	<b>0</b>	<b>0</b>	<b>0.00</b>	<b>\$0.00</b>	<b>0.00</b>	<b>0</b>	<b>0</b>	<b>0</b>	<b>0.00</b>	<b>\$0.00</b>	<b>7.56</b>	<b>1</b>	<b>(302)</b>	<b>(151.20)</b>	<b>(\$453.20)</b>	<b>2.62</b>	<b>1</b>	<b>(302)</b>	<b>(52.40)</b>	<b>(\$354.40)</b>	<b>10.18</b>	<b>2</b>	<b>(604)</b>	<b>(203.60)</b>	<b>(\$807.60)</b>	
13-Mar	OPR	(302)	(\$20.00)	8.45	1	(302)	(169.00)	(\$471.00)			0	0.00	\$0.00			0	0.00	\$0.00	8.45	1	(302)	(169.00)	(\$471.00)	8.45	1	(302)	(169.00)	(\$471.00)		
21-Mar	OPR	(302)	(\$20.00)			0	0.00	\$0.00			0	0.00	\$0.00			2.33	1	(302)	(46.60)	(\$348.60)	2.33	1	(302)	(46.60)	(\$348.60)					
22-Mar	OPR	(302)	(\$20.00)			0	0.00	\$0.00	9.41	1	(302)	(188.20)	(\$188.20)			0	0.00	\$0.00	9.41	1	(302)	(188.20)	(\$188.20)	9.41	1	(302)	(188.20)	(\$188.20)		
27-Mar	OPR	(302)	(\$20.00)			0	0.00	\$0.00			0	0.00	\$0.00	8.36	1	(302)	(167.20)	(\$469.20)	8.36	1	(302)	(167.20)	(\$469.20)	8.36	1	(302)	(167.20)	(\$469.20)		
<b>MARCH</b>				<b>8.45</b>	<b>1</b>	<b>(302)</b>	<b>(169.00)</b>	<b>(\$471.00)</b>	<b>9.41</b>	<b>1</b>	<b>(302)</b>	<b>(188.20)</b>	<b>(\$188.20)</b>	<b>8.36</b>	<b>1</b>	<b>(302)</b>	<b>(167.20)</b>	<b>(\$469.20)</b>	<b>2.33</b>	<b>1</b>	<b>(302)</b>	<b>(46.60)</b>	<b>(\$348.60)</b>	<b>28.55</b>	<b>4</b>	<b>(1,208)</b>	<b>(571.00)</b>	<b>(\$1,477.00)</b>		
19-Apr	OPR	(302)	(\$15.00)			0	0.00	\$0.00			0	0.00	\$0.00			2.26	1	(302)	(33.90)	(\$335.90)	2.26	1	(302)	(33.90)	(\$335.90)					
20-Apr	OPR	(302)	(\$15.00)	8.42	1	(302)	(126.30)	(\$428.30)			0	0.00	\$0.00			0	0.00	\$0.00	8.42	1	(302)	(126.30)	(\$428.30)	8.42	1	(302)	(126.30)	(\$428.30)		
						0	0.00	\$0.00			0	0.00	\$0.00			0	0.00	\$0.00	0.00	0	0	0	0.00	\$0.00	0.00	0	0	0.00	\$0.00	
<b>APRIL</b>				<b>8.42</b>	<b>1</b>	<b>(302)</b>	<b>(126.30)</b>	<b>(\$428.30)</b>	<b>0.00</b>	<b>0</b>	<b>0</b>	<b>0.00</b>	<b>\$0.00</b>	<b>0.00</b>	<b>0</b>	<b>0</b>	<b>0.00</b>	<b>\$0.00</b>	<b>2.26</b>	<b>1</b>	<b>(302)</b>	<b>(33.90)</b>	<b>(\$335.90)</b>	<b>10.68</b>	<b>2</b>	<b>(604)</b>	<b>(160.20)</b>	<b>(\$764.20)</b>		
4-May	OPR	(302)	(\$15.00)			0	0.00	\$0.00			0	0.00	\$0.00	9.46	1	(302)	(141.90)	(\$443.90)			0	0.00	\$0.00	9.46	1	(302)	(141.90)	(\$443.90)		
6-May	OPR	(302)	(\$15.00)			0	0.00	\$0.00	9.24	1	(302)	(138.60)	(\$440.60)			0	0.00	\$0.00	9.24	1	(302)	(138.60)	(\$440.60)	9.24	1	(302)	(138.60)	(\$440.60)		
24-May	OPR	(302)	(\$15.00)			0	0.00	\$0.00			0	0.00	\$0.00			2.79	1	(302)	(41.85)	(\$343.85)	2.79	1	(302)	(41.85)	(\$343.85)					
30-May	OPR	(302)	(\$15.00)	9.28	1	(302)	(139.20)	(\$441.20)			0	0.00	\$0.00			0	0.00	\$0.00	9.28	1	(302)	(139.20)	(\$441.20)	9.28	1	(302)	(139.20)	(\$441.20)		
<b>MAY</b>				<b>9.28</b>	<b>1</b>	<b>(302)</b>	<b>(139.20)</b>	<b>(\$441.20)</b>	<b>9.24</b>	<b>1</b>	<b>(302)</b>	<b>(138.60)</b>	<b>(\$440.60)</b>	<b>9.46</b>	<b>1</b>	<b>(302)</b>	<b>(141.90)</b>	<b>(\$443.90)</b>	<b>2.79</b>	<b>1</b>	<b>(302)</b>	<b>(41.85)</b>	<b>(\$343.85)</b>	<b>30.77</b>	<b>4</b>	<b>(1,208)</b>	<b>(461.55)</b>	<b>(\$1,669.55)</b>		
12-Jun	OPR	(302)	(\$18.00)			0	0.00	\$0.00			0	0.00	\$0.00	8.86	1	(302)	(159.48)	(\$461.48)			0	0.00	\$0.00	8.86	1	(302)	(159.48)	(\$461.48)		
22-Jun	OPR	(302)	(\$18.00)			0	0.00	\$0.00	8.29	1	(302)	(149.22)	(\$451.22)			0	0.00	\$0.00	8.29	1	(302)	(149.22)	(\$451.22)	8.29	1	(302)	(149.22)	(\$451.22)		
29-Jun	OPR	(302)	(\$18.00)	7.45	1	(302)	(134.10)	(\$436.10)			0	0.00	\$0.00			2.54	1	(302)	(45.72)	(\$347.72)	2.54	1	(302)	(45.72)	(\$347.72)					
						0	0.00	\$0.00			0	0.00	\$0.00			0	0.00	\$0.00	0.00	0	0	0	0.00	\$0.00	0.00	0	0	0.00	\$0.00	
<b>JUNE</b>				<b>7.45</b>	<b>1</b>	<b>(302)</b>	<b>(134.10)</b>	<b>(\$436.10)</b>	<b>8.29</b>	<b>1</b>	<b>(302)</b>	<b>(149.22)</b>	<b>(\$451.22)</b>	<b>8.86</b>	<b>1</b>	<b>(302)</b>	<b>(159.48)</b>	<b>(\$461.48)</b>	<b>2.54</b>	<b>1</b>	<b>(302)</b>	<b>(45.72)</b>	<b>(\$347.72)</b>	<b>27.14</b>	<b>4</b>	<b>(1,208)</b>	<b>(488.52)</b>	<b>(\$1,696.52)</b>		
21-Jul	OPR	(302)	(\$18.00)			0	0.00	\$0.00			0	0.00	\$0.00	8.45	1	(302)	(152.10)	(\$454.10)			0	0.00	\$0.00	8.45	1	(302)	(152.10)	(\$454.10)		
26-Jul	OPR	(302)	(\$18.00)			0	0.00	\$0.00			0	0.00	\$0.00			2.34	1	(302)	(42.12)	(\$344.12)	2.34	1	(302)	(42.12)	(\$344.12)					
						0	0.00	\$0.00			0	0.00	\$0.00			0	0.00	\$0.00	0.00	0	0	0	0.00	\$0.00	0.00	0	0	0.00	\$0.00	
<b>JULY</b>				<b>0.00</b>	<b>0</b>	<b>0</b>	<b>0.00</b>	<b>\$0.00</b>	<b>0.00</b>	<b>0</b>	<b>0</b>	<b>0.00</b>	<b>\$0.00</b>	<b>8.45</b>	<b>1</b>	<b>(302)</b>	<b>(152.10)</b>	<b>(\$454.10)</b>	<b>2.34</b>	<b>1</b>	<b>(302)</b>	<b>(42.12)</b>	<b>(\$344.12)</b>	<b>10.79</b>	<b>2</b>	<b>(604)</b>	<b>(194.22)</b>	<b>(\$798.22)</b>		
2-Aug	OPR	(302)	(\$5.00)	7.69	1	(302)	(38.45)	(\$340.45)			0	0.00	\$0.00			0	0.00	\$0.00	7.69	1	(302)	(38.45)	(\$340.45)	7.69	1	(302)	(38.45)	(\$340.45)		
9-Aug	OPR	(302)	(\$5.00)			0	0.00	\$0.00	8.30	1	(302)	(41.50)	(\$343.50)			0	0.00	\$0.00	8.30	1	(302)	(41.50)	(\$343.50)	8.30	1	(302)	(41.50)	(\$343.50)		
29-Aug	OPR	(302)	(\$5.00)			0	0.00	\$0.00			0	0.00	\$0.00	8.46	1	(302)	(42.30)	(\$344.30)	8.46	1	(302)	(42.30)	(\$344.30)	8.46	1	(302)	(42.30)	(\$344.30)		
31-Aug	OPR	(302)	(\$5.00)			0	0.00	\$0.00			0	0.00	\$0.00			2.57	1	(302)	(12.85)	(\$314.85)	2.57	1	(302)	(12.85)	(\$314.85)					
<b>AUGUST</b>				<b>7.69</b>	<b>1</b>	<b>(302)</b>	<b>(38.45)</b>	<b>(\$340.45)</b>	<b>8.30</b>	<b>1</b>	<b>(302)</b>	<b>(41.50)</b>	<b>(\$343.50)</b>	<b>8.46</b>	<b>1</b>	<b>(302)</b>	<b>(42.30)</b>	<b>(\$344.30)</b>	<b>2.57</b>	<b>1</b>	<b>(302)</b>	<b>(12.85)</b>	<b>(\$314.85)</b>	<b>27.02</b>	<b>4</b>	<b>(1,208)</b>	<b>(135.10)</b>	<b>(\$1,343.10)</b>		
11-Sep	OPR	(302)	\$5.00	8.39	1	(302)	41.95	(\$260.05)			0	0.00	\$0.00			0	0.00	\$0.00	8.39	1	(302)	41.95	(\$260.05)	8.39	1	(302)	41.95	(\$260.05)		
26-Sep	OPR	(302)	\$5.00			0	0.00	\$0.00	8.14	1	(302)	40.70	(\$261.30)			0	0.00	\$0.00	8.14	1	(302)	40.70	(\$261.30)	8.14	1	(302)	40.70	(\$261.30)		
						0	0.00	\$0.00			0	0.00	\$0.00			0	0.00	\$0.00	0.00	0	0	0	0.00	\$0.00	0.00	0	0	0.00	\$0.00	
<b>SEPTEMBER</b>				<b>8.39</b>	<b>1</b>	<b>(302)</b>	<b>41.95</b>	<b>(\$260.05)</b>	<b>8.14</b>	<b>1</b>	<b>(302)</b>	<b>40.70</b>	<b>(\$261.30)</b>	<b>0.00</b>	<b>0</b>	<b>0</b>	<b>0.00</b>	<b>\$0.00</b>	<b>0.00</b>	<b>0.00</b>	<b>0</b>	<b>0</b>	<b>0</b>	<b>0.00</b>	<b>\$0.00</b>	<b>16.53</b>	<b>2</b>	<b>(604)</b>	<b>82.65</b>	<b>(\$521.35)</b>
2-Oct	OPR	(302)																												

GLASS				AMHERST				BROOKLINE				HOLLIS				MONT VERNON				TOTAL				
DATE	TO	HAULING	\$/TON	Tons	Trips	Hauling Fees	Recycling Inc/(Exp)	Net Inc/(Exp)	Tons	Trips	Hauling Fees	Recycling Inc/(Exp)	Net Inc/(Exp)	Tons	Trips	Hauling Fees	Recycling Inc/(Exp)	Net Inc/(Exp)	Tons	Trips	Hauling Fees	Recycling Inc/(Exp)	Net Inc/(Exp)	
9-Jan	NRRA	(442)	(\$48.00)	14.36	1	(442)	(689.28)	(\$1,131.28)	8.34	1	(442)	0.00	\$0.00	0.00	0	0	0.00	\$0.00	0.00	0	0	0.00	\$0.00	0.00
13-Jan	NRRA	(442)	(\$40.00)			0	0.00	\$0.00			0	0.00	\$0.00	12.53	1	(442)	(601.44)	(\$1,043.44)	0.00	0	0	0.00	\$0.00	0.00
30-Jan	NRRA	(442)	(\$48.00)	11.40	1	(442)	(547.20)	(\$989.20)			0	0.00	\$0.00	0.00	0	0	0.00	\$0.00	11.40	1	(442)	(547.20)	(\$989.20)	
<b>JANUARY</b>				<b>25.76</b>	<b>2</b>	<b>(884)</b>	<b>(1,236.48)</b>	<b>(\$2,120.48)</b>	<b>8.34</b>	<b>1</b>	<b>(442)</b>	<b>(333.60)</b>	<b>(\$775.60)</b>	<b>0.00</b>	<b>0</b>	<b>0</b>	<b>0.00</b>	<b>\$0.00</b>	<b>0.00</b>	<b>0</b>	<b>0</b>	<b>0.00</b>	<b>\$0.00</b>	<b>0.00</b>
3-Feb	NRRA	(442)	(\$48.00)			0	0.00	\$0.00	8.34	1	(442)	(333.60)	(\$775.60)	12.53	1	(442)	(601.44)	(\$1,043.44)	0.00	0	0	0.00	\$0.00	0.00
15-Feb	NRRA	(442)	(\$40.00)			0	0.00	\$0.00			0	0.00	\$0.00	0.00	0	0	0.00	\$0.00	0.00	0	0	0.00	\$0.00	0.00
<b>FEBRUARY</b>				<b>0.00</b>	<b>0</b>	<b>0</b>	<b>0.00</b>	<b>\$0.00</b>	<b>8.34</b>	<b>1</b>	<b>(442)</b>	<b>(333.60)</b>	<b>(\$775.60)</b>	<b>12.53</b>	<b>1</b>	<b>(442)</b>	<b>(601.44)</b>	<b>(\$1,043.44)</b>	<b>0.00</b>	<b>0</b>	<b>0</b>	<b>0.00</b>	<b>\$0.00</b>	<b>0.00</b>
17-Mar	NRRA	(442)	(\$40.00)			0	0.00	\$0.00			0	0.00	\$0.00	8.40	1	(442)	(336.00)	(\$778.00)	8.40	1	(442)	(336.00)	(\$778.00)	8.40
20-Mar	NRRA	(442)	(\$48.00)	14.39	1	(442)	(690.72)	(\$1,132.72)			0	0.00	\$0.00	14.39	1	(442)	(690.72)	(\$1,132.72)	14.39	1	(442)	(690.72)	(\$1,132.72)	14.39
23-Mar	NRRA	(442)	(\$48.00)			0	0.00	\$0.00			0	0.00	\$0.00	13.80	1	(442)	(662.40)	(\$1,104.40)	13.80	1	(442)	(662.40)	(\$1,104.40)	13.80
24-Mar	NRRA	(442)	(\$40.00)			0	0.00	\$0.00	8.34	1	(442)	(333.60)	(\$333.60)			0	0.00	\$0.00	8.34	1	(442)	(333.60)	(\$333.60)	8.34
<b>MARCH</b>				<b>14.39</b>	<b>1</b>	<b>(442)</b>	<b>(690.72)</b>	<b>(\$1,132.72)</b>	<b>8.34</b>	<b>1</b>	<b>(442)</b>	<b>(333.60)</b>	<b>(\$333.60)</b>	<b>13.80</b>	<b>1</b>	<b>(442)</b>	<b>(662.40)</b>	<b>(\$1,104.40)</b>	<b>8.40</b>	<b>1</b>	<b>(442)</b>	<b>(336.00)</b>	<b>(\$778.00)</b>	<b>44.93</b>
29-Apr	NRRA	(442)	(\$48.00)	14.64	1	(442)	(702.72)	(\$1,144.72)			0	0.00	\$0.00			0	0.00	\$0.00	14.64	1	(442)	(702.72)	(\$1,144.72)	14.64
						0	0.00	\$0.00			0	0.00	\$0.00			0	0.00	\$0.00	0.00	0	0	0.00	\$0.00	0.00
						0	0.00	\$0.00			0	0.00	\$0.00			0	0.00	\$0.00	0.00	0	0	0.00	\$0.00	0.00
<b>APRIL</b>				<b>14.64</b>	<b>1</b>	<b>(442)</b>	<b>(702.72)</b>	<b>(\$1,144.72)</b>	<b>0.00</b>	<b>0</b>	<b>0</b>	<b>0.00</b>	<b>\$0.00</b>	<b>0.00</b>	<b>0</b>	<b>0</b>	<b>0</b>	<b>0.00</b>	<b>\$0.00</b>	<b>14.64</b>	<b>1</b>	<b>(442)</b>	<b>(702.72)</b>	<b>(\$1,144.72)</b>
3-May	NRRA	(442)	(\$40.00)			0	0.00	\$0.00	8.34	1	(442)	(333.60)	(\$775.60)			0	0.00	\$0.00	8.34	1	(442)	(333.60)	(\$775.60)	8.34
8-May	NRRA	(442)	(\$48.00)			0	0.00	\$0.00			0	0.00	\$0.00	13.47	1	(442)	(646.56)	(\$1,088.56)	13.47	1	(442)	(646.56)	(\$1,088.56)	13.47
						0	0.00	\$0.00			0	0.00	\$0.00			0	0.00	\$0.00	0.00	0	0	0.00	\$0.00	0.00
<b>MAY</b>				<b>0.00</b>	<b>0</b>	<b>0</b>	<b>0.00</b>	<b>\$0.00</b>	<b>8.34</b>	<b>1</b>	<b>(442)</b>	<b>(333.60)</b>	<b>(\$775.60)</b>	<b>13.47</b>	<b>1</b>	<b>(442)</b>	<b>(646.56)</b>	<b>(\$1,088.56)</b>	<b>0.00</b>	<b>0</b>	<b>0</b>	<b>0.00</b>	<b>\$0.00</b>	<b>0.00</b>
7-Jun	NRRA	(442)	(\$48.00)	14.86	1	(442)	(713.28)	(\$1,155.28)			0	0.00	\$0.00			0	0.00	\$0.00	14.86	1	(442)	(713.28)	(\$1,155.28)	14.86
9-Jun	NRRA	(442)	(\$40.00)			0	0.00	\$0.00			0	0.00	\$0.00	8.40	1	(442)	(336.00)	(\$778.00)	8.40	1	(442)	(336.00)	(\$778.00)	8.40
14-Jun	NRRA	(442)	(\$40.00)			0	0.00	\$0.00	8.34	1	(442)	(333.60)	(\$775.60)			0	0.00	\$0.00	8.34	1	(442)	(333.60)	(\$775.60)	8.34
21-Jun	NRRA	(442)	(\$48.00)			0	0.00	\$0.00			0	0.00	\$0.00	13.44	1	(442)	(645.12)	(\$1,087.12)	13.44	1	(442)	(645.12)	(\$1,087.12)	13.44
<b>JUNE</b>				<b>14.86</b>	<b>1</b>	<b>(442)</b>	<b>(713.28)</b>	<b>(\$1,155.28)</b>	<b>8.34</b>	<b>1</b>	<b>(442)</b>	<b>(333.60)</b>	<b>(\$775.60)</b>	<b>13.44</b>	<b>1</b>	<b>(442)</b>	<b>(645.12)</b>	<b>(\$1,087.12)</b>	<b>8.40</b>	<b>1</b>	<b>(442)</b>	<b>(336.00)</b>	<b>(\$778.00)</b>	<b>45.04</b>
12-Jul	NRRA	(442)	(\$40.00)			0	0.00	\$0.00	8.34	1	(442)	(333.60)	(\$775.60)			0	0.00	\$0.00	8.34	1	(442)	(333.60)	(\$775.60)	8.34
18-Jul	NRRA	(442)	(\$48.00)	14.47	1	(442)	(694.56)	(\$1,136.56)			0	0.00	\$0.00			0	0.00	\$0.00	14.47	1	(442)	(694.56)	(\$1,136.56)	14.47
						0	0.00	\$0.00			0	0.00	\$0.00			0	0.00	\$0.00	0.00	0	0	0.00	\$0.00	0.00
<b>JULY</b>				<b>14.47</b>	<b>1</b>	<b>(442)</b>	<b>(694.56)</b>	<b>(\$1,136.56)</b>	<b>8.34</b>	<b>1</b>	<b>(442)</b>	<b>(333.60)</b>	<b>(\$775.60)</b>	<b>0.00</b>	<b>0</b>	<b>0</b>	<b>0.00</b>	<b>\$0.00</b>	<b>0.00</b>	<b>0</b>	<b>0</b>	<b>0.00</b>	<b>\$0.00</b>	<b>22.81</b>
7-Aug	NRRA	(442)	(\$48.00)			0	0.00	\$0.00			0	0.00	\$0.00	13.16	1	(442)	(631.68)	(\$1,073.68)			0	0.00	\$0.00	13.16
9-Aug	NRRA	(442)	(\$40.00)			0	0.00	\$0.00	8.34	1	(442)	(333.60)	(\$775.60)			0	0.00	\$0.00	8.34	1	(442)	(333.60)	(\$775.60)	8.34
25-Aug	NRRA	(442)	(\$40.00)			0	0.00	\$0.00			0	0.00	\$0.00	8.40	1	(442)	(336.00)	(\$778.00)	8.40	1	(442)	(336.00)	(\$778.00)	8.40
29-Aug	NRRA	(442)	(\$48.00)	14.59	1	(442)	(700.32)	(\$1,142.32)			0	0.00	\$0.00			0	0.00	\$0.00	14.59	1	(442)	(700.32)	(\$1,142.32)	14.59
<b>AUGUST</b>				<b>14.59</b>	<b>1</b>	<b>(442)</b>	<b>(700.32)</b>	<b>(\$1,142.32)</b>	<b>8.34</b>	<b>1</b>	<b>(442)</b>	<b>(333.60)</b>	<b>(\$775.60)</b>	<b>13.16</b>	<b>1</b>	<b>(442)</b>	<b>(631.68)</b>	<b>(\$1,073.68)</b>	<b>8.40</b>	<b>1</b>	<b>(442)</b>	<b>(336.00)</b>	<b>(\$778.00)</b>	<b>44.49</b>
25-Sep	NRRA	(442)	(\$48.00)			0	0.00	\$0.00			0	0.00	\$0.00	13.96	1	(442)	(670.08)	(\$1,112.08)			0	0.00	\$0.00	13.96
29-Sep	NRRA	(442)	(\$40.00)			0	0.00	\$0.00	8.34	1	(442)	(333.60)	(\$775.60)			0	0.00	\$0.00	8.34	1	(442)	(333.60)	(\$775.60)	8.34
						0	0.00	\$0.00			0	0.00	\$0.00			0	0.00	\$0.00	0.00	0	0	0.00	\$0.00	0.00
						0	0.00	\$0.00			0	0.00	\$0.00			0	0.00	\$0.00	0.00	0	0	0.00	\$0.00	0.00
<b>SEPTEMBER</b>				<b>0.00</b>	<b>0</b>	<b>0</b>	<b>0.00</b>	<b>\$0.00</b>	<b>8.34</b>	<b>1</b>	<b>(442)</b>	<b>(333.60)</b>	<b>(\$775.60)</b>	<b>13.96</b>	<b>1</b>	<b>(442)</b>	<b>(670.08)</b>	<b>(\$1,112.08)</b>	<b>0.00</b>	<b>0</b>	<b>0</b>	<b>0.00</b>	<b>\$0.00</b>	<b>22.30</b>
5-Oct	NRRA	(442)	(\$48.00)	12.24	1	(442)	(587.52)	(\$1,029.52)			0	0.00	\$0.00			0	0.00	\$0.00	12.24	1	(442)	(587.52)	(\$1,029.52)	12.24
						0	0.00	\$0.00			0	0.00	\$0.00			0	0.00	\$0.00	0.00	0	0	0.00	\$0.00	0.00
						0	0.00	\$0.00			0	0.00	\$0.00			0	0.00	\$0.00	0.00	0	0	0.00	\$0.00	0.00
<b>OCTOBER</b>				<b>12.24</b>	<b>1</b>	<b>(442)</b>	<b>(587.52)</b>	<b>(\$1,029.52)</b>	<b>0.00</b>	<b>0</b>	<b>0</b>	<b>0.00</b>	<b>\$0.00</b>	<b>0.00</b>	<b>0</b>	<b>0</b>	<b>0</b>	<b>0.00</b>	<b>\$0.00</b>	<b>12.24</b>	<b>1</b>	<b>(442)</b>	<b>(587.52)</b>	<b>(\$1,029.52)</b>
1-Nov	NRRA	(442)	(\$40.00)			0	0.00	\$0.00	8.34	1	(442)	(333.60)	(\$775.60)			0	0.00	\$0.00	8.34	1	(442)	(333.60)	(\$775.60)	8.34
7-Nov	NRRA	(442)	(\$48.00)	11.17	1	(442)	(536.16)	(\$978.16)			0	0.00	\$0.00			0	0.00	\$0.00	11.17	1	(442)	(536.16)	(\$978.16)	11.17
9-Nov	NRRA	(442)	(\$48.00)			0	0.00	\$0.00			0	0.00	\$0.00	12.60	1	(442)	(604.80)	(\$1,046.80)	12.60	1	(442)	(604.80)	(\$1,046.80)	12.60
17-Nov	NRRA	(442)	(\$40.00)			0	0.00	\$0.00			0	0.00	\$0.00			0	0.00	\$0.00	8.40	1	(442)	(336.00)	(\$778.00)	8.40
<b>NOVEMBER</b>				<b>11.17</b>	<b>1</b>	<b>(442)</b>	<b>(536.16)</b>	<b>(\$978.16)</b>	<b>8.34</b>	<b>1</b>	<b>(442)</b>	<b>(333.60)</b>	<b>(\$775.60)</b>	<b>12.60</b>	<b>1</b>	<b>(442)</b>	<b>(604.80)</b>	<b>(\$1,046.80)</b>	<b>8.40</b>	<b>1</b>	<b>(442)</b>	<b>(336.00)</b>	<b>(\$778.00)</b>	<b>40.51</b>
6-Dec	NRRA	(442)	(\$48.00)	11.09	1	(442)	(532.32)	(\$974.32)			0	0.00	\$0.00			0	0.00	\$0.00	11.09	1	(442)	(532.32)	(\$974.32)	11.09
8-Dec	NRRA	(442)	(\$40.00)																					

**SOUHEGAN REGIONAL LANDFILL DISTRICT  
TRASH / RECYCLING COST ANALYSIS  
2023**

	<u>AMHERST</u>	<u>BROOKLINE</u>	<u>HOLLIS</u>	<u>MONT VERNON</u>	<u>TOTAL</u>
<b>GLASS</b>					
Total Tons	133.21	83.40	104.95	33.60	355.16
Total Trips	10	10	8	4	32
Average Tons/Trip	13.32	8.34	13.12	8.40	11.10
Total Hauling Expense	(4,420.00)	(4,420.00)	(3,536.00)	(1,768.00)	(14,144.00)
Ave Hauling Expense/Trip	(442.00)	(442.00)	(442.00)	(442.00)	(442.00)
Avg Hauling Expense/Ton	(33.18)	(53.00)	(33.69)	(52.62)	(39.82)
Total Recycling Revenue/(Expense)	(6,394.08)	(3,336.00)	(5,037.60)	(1,344.00)	(16,111.68)
Avg Recycling Rev/(Exp)/Ton	(48.00)	(40.00)	(48.00)	(40.00)	(45.36)
<b>Total Net Revenue/(Expense)</b>	<b>(10,814.08)</b>	<b>(7,756.00)</b>	<b>(8,573.60)</b>	<b>(3,112.00)</b>	<b>(30,255.68)</b>
<b>Avg Net Rev/(Exp)/Ton</b>	<b>(81.18)</b>	<b>(93.00)</b>	<b>(81.69)</b>	<b>(92.62)</b>	<b>(85.19)</b>
<b>MIXED PLASTIC</b>					
Total Tons	0.00	0.00	0.00	0.00	0.00
Total Trips	0	0	0	0	0
Average Tons/Trip	0.00	0.00	0.00	0.00	0.00
Total Hauling Expense	0.00	0.00	0.00	0.00	0.00
Hauling Expense/Trip	0.00	0.00	0.00	0.00	0.00
Avg Hauling Expense/Ton	0.00	0.00	0.00	0.00	0.00
Total Recycling Revenue/(Expense)	0.00	0.00	0.00	0.00	0.00
Avg Recycling Rev/(Exp)/Ton	0.00	0.00	0.00	0.00	0.00
<b>Total Net Revenue/(Expense)</b>	<b>0.00</b>	<b>0.00</b>	<b>0.00</b>	<b>0.00</b>	<b>0.00</b>
<b>Avg Net Rev/(Exp)/Ton</b>	<b>0.00</b>	<b>0.00</b>	<b>0.00</b>	<b>0.00</b>	<b>0.00</b>
<b>CLEAR PLASTIC</b>					
Total Tons	16.16	9.64	12.74	0.00	38.54
Total Trips	8	6	6	0	20
Average Tons/Trip	2.02	1.61	2.12	0.00	1.93
Total Hauling Expense	(2,416.00)	(1,812.00)	(1,812.00)	0.00	(6,040.00)
Hauling Expense/Trip	(302.00)	(302.00)	(302.00)	0.00	(302.00)
Avg Hauling Expense/Ton	(149.50)	(187.97)	(142.23)	0.00	(156.72)
Total Recycling Revenue/(Expense)	156.50	142.30	171.30	0.00	470.10
Avg Recycling Rev/(Exp)/Ton	9.68	14.76	13.45	0.00	12.20
<b>Total Net Revenue/(Expense)</b>	<b>(2,259.50)</b>	<b>(1,669.70)</b>	<b>(1,640.70)</b>	<b>0.00</b>	<b>(5,569.90)</b>
<b>Avg Net Rev/(Exp)/Ton</b>	<b>(139.82)</b>	<b>(173.21)</b>	<b>(128.78)</b>	<b>0.00</b>	<b>(144.52)</b>

**SOUHEGAN REGIONAL LANDFILL DISTRICT  
TRASH / RECYCLING COST ANALYSIS  
2023**

	<u>AMHERST</u>	<u>BROOKLINE</u>	<u>HOLLIS</u>	<u>MONT VERNON</u>	<u>TOTAL</u>
<b>MILK JUGS</b>					
Total Tons	5.28	3.27	5.12	0.00	13.67
Total Trips	1	1	1	0	3
Average Tons/Trip	5.28	3.27	5.12	0.00	4.56
Total Hauling Expense	(302.00)	(302.00)	(302.00)	0.00	(906.00)
Hauling Expense/Trip	(302.00)	(302.00)	(302.00)	0.00	(302.00)
Avg Hauling Expense/Ton	(57.20)	(92.35)	(58.98)	0.00	(66.28)
Total Recycling Revenue/(Expense)	1,689.60	1,046.40	1,638.40	0.00	4,374.40
Avg Recycling Rev/(Exp)/Ton	320.00	320.00	320.00	0.00	320.00
<b>Total Net Revenue/(Expense)</b>	<b>1,387.60</b>	<b>744.40</b>	<b>1,336.40</b>	<b>0.00</b>	<b>3,468.40</b>
<b>Avg Net Rev/(Exp)/Ton</b>	<b>262.80</b>	<b>227.65</b>	<b>261.02</b>	<b>0.00</b>	<b>253.72</b>
<b>NEWSPAPER</b>					
Total Tons	33.24	4.57	16.87	0.00	54.68
Total Trips	3	1	2	0	6
Average Tons/Trip	11.08	4.57	8.44	0.00	9.11
Total Hauling Expense	(906.00)	(302.00)	(604.00)	0.00	(1,812.00)
Hauling Expense/Trip	(302.00)	(302.00)	(302.00)	0.00	(302.00)
Avg Hauling Expense/Ton	(27.26)	(66.08)	(35.80)	0.00	(33.14)
Total Recycling Revenue/(Expense)	3,033.79	845.45	1,621.55	0.00	5,500.79
Avg Recycling Rev/(Exp)/Ton	91.27	185.00	96.12	0.00	100.60
<b>Total Net Revenue/(Expense)</b>	<b>2,127.79</b>	<b>543.45</b>	<b>1,017.55</b>	<b>0.00</b>	<b>3,688.79</b>
<b>Avg Net Rev/(Exp)/Ton</b>	<b>64.01</b>	<b>118.92</b>	<b>60.32</b>	<b>0.00</b>	<b>67.46</b>
<b>CARDBOARD</b>					
Total Tons	186.92	116.68	158.98	43.37	505.95
Total Trips	22	17	18	17	74
Average Tons/Trip	8.50	6.86	8.83	2.55	6.84
Total Hauling Expense	(8,712.00)	(6,732.00)	(7,128.00)	(5,134.00)	(27,706.00)
Hauling Expense/Trip	(396.00)	(396.00)	(396.00)	(302.00)	(374.41)
Avg Hauling Expense/Ton	(46.61)	(57.70)	(44.84)	(118.38)	(54.76)
Total Recycling Revenue/(Expense)	4,592.20	3,135.85	4,322.70	1,134.05	13,184.80
Avg Recycling Rev/(Exp)/Ton	24.57	26.88	27.19	26.15	26.06
<b>Total Net Revenue/(Expense)</b>	<b>(4,119.80)</b>	<b>(3,596.15)</b>	<b>(2,805.30)</b>	<b>(3,999.95)</b>	<b>(14,521.20)</b>
<b>Avg Net Rev/(Exp)/Ton</b>	<b>(22.04)</b>	<b>(30.82)</b>	<b>(17.65)</b>	<b>(92.23)</b>	<b>(28.70)</b>

**SOUHEGAN REGIONAL LANDFILL DISTRICT  
TRASH / RECYCLING COST ANALYSIS  
2023**

	<u>AMHERST</u>	<u>BROOKLINE</u>	<u>HOLLIS</u>	<u>MONT VERNON</u>	<u>TOTAL</u>
<b>MIXED PAPER</b>					
Total Tons	94.18	62.71	83.97	28.80	269.66
Total Trips	11	7	10	12	40
Average Tons/Trip	8.56	8.96	8.40	2.40	6.74
Total Hauling Expense	(3,322.00)	(2,114.00)	(3,020.00)	(3,624.00)	(12,080.00)
Hauling Expense/Trip	(302.00)	(302.00)	(302.00)	(302.00)	(302.00)
Avg Hauling Expense/Ton	(35.27)	(33.71)	(35.97)	(125.83)	(44.80)
Total Recycling Revenue/(Expense)	(1,204.35)	(816.22)	(996.58)	(308.69)	(3,325.84)
Avg Recycling Rev/(Exp)/Ton	(12.79)	(13.02)	(11.87)	(10.72)	(12.33)
<b>Total Net Revenue/(Expense)</b>	<b>(4,526.35)</b>	<b>(2,930.22)</b>	<b>(4,016.58)</b>	<b>(3,932.69)</b>	<b>(15,405.84)</b>
<b>Avg Net Rev/(Exp)/Ton</b>	<b>(48.06)</b>	<b>(46.73)</b>	<b>(47.83)</b>	<b>(136.55)</b>	<b>(57.13)</b>
<b>STEEL CANS</b>					
Total Tons	11.62	7.48	10.14	0.00	29.24
Total Trips	6	3	3	0	12
Average Tons/Trip	1.94	2.49	3.38	0.00	2.44
Total Hauling Expense	(1,290.00)	(645.00)	(645.00)	0.00	(2,580.00)
Hauling Expense/Trip	(215.00)	(215.00)	(215.00)	0.00	(215.00)
Avg Hauling Expense/Ton	(111.01)	(86.23)	(63.61)	0.00	(88.23)
Total Recycling Revenue/(Expense)	1,318.40	948.00	993.60	0.00	3,260.00
Avg Recycling Rev/(Exp)/Ton	113.45	126.74	97.99	0.00	111.49
<b>Total Net Revenue/(Expense)</b>	<b>28.40</b>	<b>303.00</b>	<b>348.60</b>	<b>0.00</b>	<b>680.00</b>
<b>Avg Net Rev/(Exp)/Ton</b>	<b>2.44</b>	<b>40.51</b>	<b>34.38</b>	<b>0.00</b>	<b>23.26</b>
<b>ALUMINUM</b>					
Total Tons	12.94	10.37	8.91	4.35	36.57
Total Trips	8	9	6	5	28
Average Tons/Trip	1.62	1.15	1.49	0.87	1.31
Total Hauling Expense	(2,416.00)	(2,718.00)	(1,812.00)	(1,510.00)	(8,456.00)
Hauling Expense/Trip	(302.00)	(302.00)	(302.00)	(302.00)	(302.00)
Avg Hauling Expense/Ton	(186.71)	(262.10)	(203.37)	(347.13)	(231.23)
Total Recycling Revenue/(Expense)	9,292.80	7,542.80	6,619.40	3,346.80	26,801.80
Avg Recycling Rev/(Exp)/Ton	718.15	727.37	742.92	769.38	732.89
<b>Total Net Revenue/(Expense)</b>	<b>6,876.80</b>	<b>4,824.80</b>	<b>4,807.40</b>	<b>1,836.80</b>	<b>18,345.80</b>
<b>Avg Net Rev/(Exp)/Ton</b>	<b>531.44</b>	<b>465.27</b>	<b>539.55</b>	<b>422.25</b>	<b>501.66</b>

**SOUHEGAN REGIONAL LANDFILL DISTRICT  
TRASH / RECYCLING COST ANALYSIS  
2023**

	<u>AMHERST</u>	<u>BROOKLINE</u>	<u>HOLLIS</u>	<u>MONT VERNON</u>	<u>TOTAL</u>
<b>TRASH</b>					
Total Tons	2,451.42	1,481.37	2,520.51	790.57	7,243.87
Total Trips	124	112	155	68	459
Average Tons/Trip	19.77	13.23	16.26	11.63	15.78
Total Hauling Expense	(37,074.00)	(34,181.00)	(47,421.00)	(19,306.00)	(137,982.00)
Avg Hauling Expense/Trip	(298.98)	(305.19)	(305.94)	(283.91)	(300.61)
Avg Hauling Expense/Ton	(15.12)	(23.07)	(18.81)	(24.42)	(19.05)
Total Tipping Fees	(220,627.80)	(133,323.30)	(226,845.90)	(71,195.40)	(651,992.40)
Avg Tipping Fees/Ton	(90.00)	(90.00)	(90.00)	(90.06)	(90.01)
<b>Total Net Expense</b>	<b>(257,701.80)</b>	<b>(167,504.30)</b>	<b>(274,266.90)</b>	<b>(90,501.40)</b>	<b>(789,974.40)</b>
<b>Avg Net Expense/Ton</b>	<b>(105.12)</b>	<b>(113.07)</b>	<b>(108.81)</b>	<b>(114.48)</b>	<b>(109.05)</b>

<b>TOTAL RECYCLING / TRASH</b>					
Total Tons	2,944.97	1,779.49	2,922.19	900.69	8,547.34
Total Trips	193	166	209	106	674
Average Tons/Trip	15.26	10.72	13.98	8.50	12.68
Total Hauling Expense	(60,858.00)	(53,226.00)	(66,280.00)	(31,342.00)	(211,706.00)
Hauling Expense/Trip	(315.33)	(320.64)	(317.13)	(295.68)	(314.10)
Avg Hauling Expense/Ton	(20.67)	(29.91)	(22.68)	(34.80)	(24.77)
Total Recycling/Trash Revenue/(Expense)	(208,142.94)	(123,814.72)	(217,513.13)	(68,367.24)	(617,838.03)
Avg Recycling/Trash Rev/(Exp)/Ton	(70.68)	(69.58)	(74.43)	(75.91)	(72.28)
<b>Total Net Revenue/(Expense)</b>	<b>(269,000.94)</b>	<b>(177,040.72)</b>	<b>(283,793.13)</b>	<b>(99,709.24)</b>	<b>(829,544.03)</b>
<b>Avg Net Rev/(Exp)/Ton</b>	<b>(91.34)</b>	<b>(99.49)</b>	<b>(97.12)</b>	<b>(110.70)</b>	<b>(97.05)</b>

<b>Material</b>	<b>Ave Net Rev/Exp per Ton</b>
Aluminum	\$501.66
Milk Jugs	\$253.72
Clear Plastic	(\$144.52)
Cardboard	(\$28.70)
Steel Cans	\$23.26
Newspaper	\$67.46
Mixed Paper	(\$57.13)
Glass	(\$85.19)
Trash	(\$109.05)
Mixed Plastic	\$0.00



**SOUHEGAN REGIONAL LANDFILL DISTRICT**  
**TRASH / RECYCLING COST ANALYSIS**  
**January-March 2023**

	<u>AMHERST</u>	<u>BROOKLINE</u>	<u>HOLLIS</u>	<u>MONT VERNON</u>	<u>TOTAL</u>
<b>GLASS</b>					
Total Tons	40.15	25.02	26.33	8.40	99.90
Total Trips	3	3	2	1	9
Average Tons/Trip	13.38	8.34	13.17	8.40	11.10
Total Hauling Expense	(1,326.00)	(1,326.00)	(884.00)	(442.00)	(3,978.00)
Hauling Expense/Trip	(442.00)	(442.00)	(442.00)	(442.00)	(442.00)
Avg Hauling Expense/Ton	(33.03)	(53.00)	(33.57)	(52.62)	(39.82)
Total Recycling Revenue/(Expense)	(1,927.20)	(1,000.80)	(1,263.84)	(336.00)	(4,527.84)
Avg Recycling Rev/(Exp)/Ton	(48.00)	(40.00)	(48.00)	(40.00)	(45.32)
<b>Total Net Revenue/(Expense)</b>	<b>(3,253.20)</b>	<b>(2,326.80)</b>	<b>(2,147.84)</b>	<b>(778.00)</b>	<b>(8,505.84)</b>
<b>Avg Net Rev/(Exp)/Ton</b>	<b>(81.03)</b>	<b>(93.00)</b>	<b>(81.57)</b>	<b>(92.62)</b>	<b>(85.14)</b>

<b>MIXED PLASTIC</b>					
Total Tons	0.00	0.00	0.00	0.00	0.00
Total Trips	0	0	0	0	0
Average Tons/Trip	0.00	0.00	0.00	0.00	0.00
Total Hauling Expense	0.00	0.00	0.00	0.00	0.00
Avg Hauling Expense/Trip	0.00	0.00	0.00	0.00	0.00
Avg Hauling Expense/Ton	0.00	0.00	0.00	0.00	0.00
Total Recycling Revenue/(Expense)	0.00	0.00	0.00	0.00	0.00
Avg Recycling Rev/(Exp)/Ton	0.00	0.00	0.00	0.00	0.00
<b>Total Net Revenue/(Expense)</b>	<b>0.00</b>	<b>0.00</b>	<b>0.00</b>	<b>0.00</b>	<b>0.00</b>
<b>Avg Net Rev/(Exp)/Ton</b>	<b>0.00</b>	<b>0.00</b>	<b>0.00</b>	<b>0.00</b>	<b>0.00</b>

<b>CLEAR PLASTIC</b>					
Total Tons	4.03	1.93	4.29	0.00	10.25
Total Trips	2	1	2	0	5
Average Tons/Trip	2.02	1.93	2.15	0.00	2.05
Total Hauling Expense	(604.00)	(302.00)	(604.00)	0.00	(1,510.00)
Avg Hauling Expense/Trip	(302.00)	(302.00)	(302.00)	0.00	(302.00)
Avg Hauling Expense/Ton	(149.88)	(156.48)	(140.79)	0.00	(147.32)
Total Recycling Revenue/(Expense)	160.30	57.90	171.30	0.00	389.50
Avg Recycling Rev/(Exp)/Ton	39.78	30.00	39.93	0.00	38.00
<b>Total Net Revenue/(Expense)</b>	<b>(443.70)</b>	<b>(244.10)</b>	<b>(432.70)</b>	<b>0.00</b>	<b>(1,120.50)</b>
<b>Avg Net Rev/(Exp)/Ton</b>	<b>(110.10)</b>	<b>(126.48)</b>	<b>(100.86)</b>	<b>0.00</b>	<b>(109.32)</b>

<b>MILK JUGS</b>					
Total Tons	0.00	0.00	0.00	0.00	0.00
Total Trips	0	0	0	0	0
Average Tons/Trip	0.00	0.00	0.00	0.00	0.00
Total Hauling Expense	0.00	0.00	0.00	0.00	0.00
Hauling Expense/Trip	0.00	0.00	0.00	0.00	0.00
Avg Hauling Expense/Ton	0.00	0.00	0.00	0.00	0.00
Total Recycling Revenue/(Expense)	0.00	0.00	0.00	0.00	0.00
Avg Recycling Rev/(Exp)/Ton	0.00	0.00	0.00	0.00	0.00
<b>Total Net Revenue/(Expense)</b>	<b>0.00</b>	<b>0.00</b>	<b>0.00</b>	<b>0.00</b>	<b>0.00</b>
<b>Avg Net Rev/(Exp)/Ton</b>	<b>0.00</b>	<b>0.00</b>	<b>0.00</b>	<b>0.00</b>	<b>0.00</b>

**SOUHEGAN REGIONAL LANDFILL DISTRICT**  
**TRASH / RECYCLING COST ANALYSIS**  
**January-March 2023**

	<u>AMHERST</u>	<u>BROOKLINE</u>	<u>HOLLIS</u>	<u>MONT VERNON</u>	<u>TOTAL</u>
<b>NEWSPAPER</b>					
Total Tons	0.00	4.57	0.00	0.00	4.57
Total Trips	0	1	0	0	1
Average Tons/Trip	0.00	4.57	0.00	0.00	4.57
Total Hauling Expense	0.00	(302.00)	0.00	0.00	(302.00)
Hauling Expense/Trip	0.00	(302.00)	0.00	0.00	(302.00)
Avg Hauling Expense/Ton	0.00	(66.08)	0.00	0.00	(66.08)
Total Recycling Revenue/(Expense)	0.00	845.45	0.00	0.00	845.45
Avg Recycling Rev/(Exp)/Ton	0.00	185.00	0.00	0.00	185.00
<b>Total Net Revenue/(Expense)</b>	<b>0.00</b>	<b>543.45</b>	<b>0.00</b>	<b>0.00</b>	<b>543.45</b>
<b>Avg Net Rev/(Exp)/Ton</b>	<b>0.00</b>	<b>118.92</b>	<b>0.00</b>	<b>0.00</b>	<b>118.92</b>

<b>CARDBOARD</b>					
Total Tons	42.51	25.60	29.45	10.41	107.97
Total Trips	5	4	4	4	17
Average Tons/Trip	8.50	6.40	7.36	2.60	6.35
Total Hauling Expense	(1,980.00)	(1,584.00)	(1,584.00)	(1,208.00)	(6,356.00)
Hauling Expense/Trip	(396.00)	(396.00)	(396.00)	(302.00)	(373.88)
Avg Hauling Expense/Ton	(46.58)	(61.88)	(53.79)	(116.04)	(58.87)
Total Recycling Revenue/(Expense)	93.40	129.60	94.70	26.20	343.90
Avg Recycling Rev/(Exp)/Ton	2.20	5.06	3.22	2.52	3.19
<b>Total Net Revenue/(Expense)</b>	<b>(1,886.60)</b>	<b>(1,454.40)</b>	<b>(1,489.30)</b>	<b>(1,181.80)</b>	<b>(6,012.10)</b>
<b>Avg Net Rev/(Exp)/Ton</b>	<b>(44.38)</b>	<b>(56.81)</b>	<b>(50.57)</b>	<b>(113.53)</b>	<b>(55.68)</b>

<b>MIXED PAPER</b>					
Total Tons	27.60	19.10	23.62	6.95	77.27
Total Trips	3	2	3	3	11
Average Tons/Trip	9.20	9.55	7.87	2.32	7.02
Total Hauling Expense	(906.00)	(604.00)	(906.00)	(906.00)	(3,322.00)
Hauling Expense/Trip	(302.00)	(302.00)	(302.00)	(302.00)	(302.00)
Avg Hauling Expense/Ton	(32.83)	(31.62)	(38.36)	(130.36)	(42.99)
Total Recycling Revenue/(Expense)	(935.00)	(575.80)	(626.40)	(179.00)	(2,316.20)
Avg Recycling Rev/(Exp)/Ton	(33.88)	(30.15)	(26.52)	(25.76)	(29.98)
<b>Total Net Revenue/(Expense)</b>	<b>(1,841.00)</b>	<b>(1,179.80)</b>	<b>(1,532.40)</b>	<b>(1,085.00)</b>	<b>(5,638.20)</b>
<b>Avg Net Rev/(Exp)/Ton</b>	<b>(66.70)</b>	<b>(61.77)</b>	<b>(64.88)</b>	<b>(156.12)</b>	<b>(72.97)</b>

<b>STEEL CANS</b>					
Total Tons	3.96	2.63	2.67	0.00	9.26
Total Trips	2	1	1	0	4
Average Tons/Trip	1.98	2.63	2.67	0.00	2.32
Total Hauling Expense	(430.00)	(215.00)	(215.00)	0.00	(860.00)
Hauling Expense/Trip	(215.00)	(215.00)	(215.00)	0.00	(215.00)
Avg Hauling Expense/Ton	(108.57)	(81.75)	(80.54)	0.00	(92.87)
Total Recycling Revenue/(Expense)	421.40	368.20	209.30	0.00	998.90
Avg Recycling Rev/(Exp)/Ton	106.39	140.00	78.40	0.00	107.87
<b>Total Net Revenue/(Expense)</b>	<b>(8.60)</b>	<b>153.20</b>	<b>(5.70)</b>	<b>0.00</b>	<b>138.90</b>
<b>Avg Net Rev/(Exp)/Ton</b>	<b>(2.17)</b>	<b>58.25</b>	<b>(2.14)</b>	<b>0.00</b>	<b>15.00</b>

**SOUHEGAN REGIONAL LANDFILL DISTRICT  
TRASH / RECYCLING COST ANALYSIS  
January-March 2023**

	<u>AMHERST</u>	<u>BROOKLINE</u>	<u>HOLLIS</u>	<u>MONT VERNON</u>	<u>TOTAL</u>
<b>ALUMINUM</b>					
Total Tons	3.38	2.56	1.54	0.94	8.42
Total Trips	2	2	1	1	6
Average Tons/Trip	1.69	1.28	1.54	0.94	1.40
Total Hauling Expense	(604.00)	(604.00)	(302.00)	(302.00)	(1,812.00)
Hauling Expense/Trip	(302.00)	(302.00)	(302.00)	(302.00)	(302.00)
Avg Hauling Expense/Ton	(178.70)	(235.94)	(196.10)	(321.28)	(215.20)
Total Recycling Revenue/(Expense)	2,906.80	2,201.60	1,324.40	808.40	7,241.20
Avg Recycling Rev/(Exp)/Ton	860.00	860.00	860.00	860.00	860.00
<b>Total Net Revenue/(Expense)</b>	<b>2,302.80</b>	<b>1,597.60</b>	<b>1,022.40</b>	<b>506.40</b>	<b>5,429.20</b>
<b>Avg Net Rev/(Exp)/Ton</b>	<b>681.30</b>	<b>624.06</b>	<b>663.90</b>	<b>538.72</b>	<b>644.80</b>

<b>TRASH</b>					
Total Tons	548.58	322.15	549.90	172.13	1,592.76
Total Trips	28	26	38	16	108
Average Tons/Trip	19.59	12.39	14.47	10.76	14.75
Total Hauling Expense	(8,464.00)	(7,940.00)	(11,742.00)	(4,662.00)	(32,808.00)
Avg Hauling Expense/Trip	(302.29)	(305.38)	(309.00)	(291.38)	(303.78)
Avg Hauling Expense/Ton	(15.43)	(24.65)	(21.35)	(27.08)	(20.60)
Total Tipping Fees	(49,372.20)	(28,993.50)	(49,491.00)	(15,518.70)	(143,375.40)
Avg Tipping Fees/Ton	(90.00)	(90.00)	(90.00)	(90.16)	(90.02)
<b>Total Net Expense</b>	<b>(57,836.20)</b>	<b>(36,933.50)</b>	<b>(61,233.00)</b>	<b>(20,180.70)</b>	<b>(176,183.40)</b>
<b>Avg Net Expense/Ton</b>	<b>(105.43)</b>	<b>(114.65)</b>	<b>(111.35)</b>	<b>(117.24)</b>	<b>(110.62)</b>

<b>TOTAL RECYCLING / TRASH</b>					
Total Tons	670.21	403.56	637.80	198.83	1,910.40
Total Trips	45	40	51	25	161
Average Tons/Trip	14.89	10.09	12.51	7.95	11.87
Total Hauling Expense	(14,314.00)	(12,877.00)	(16,237.00)	(7,520.00)	(50,948.00)
Hauling Expense/Trip	(318.09)	(321.93)	(318.37)	(300.80)	(316.45)
Avg Hauling Expense/Ton	(21.36)	(31.91)	(25.46)	(37.82)	(26.67)
Total Recycling/Trash Revenue/(Expense)	(48,652.50)	(26,967.35)	(49,581.54)	(15,199.10)	(140,400.49)
Avg Recycling/Trash Rev/(Exp)/Ton	(72.59)	(66.82)	(77.74)	(76.44)	(73.49)
<b>Total Net Revenue/(Expense)</b>	<b>(62,966.50)</b>	<b>(39,844.35)</b>	<b>(65,818.54)</b>	<b>(22,719.10)</b>	<b>(191,348.49)</b>
<b>Avg Net Rev/(Exp)/Ton</b>	<b>(93.95)</b>	<b>(98.73)</b>	<b>(103.20)</b>	<b>(114.26)</b>	<b>(100.16)</b>

Material	Ave Net Rev/Exp per Ton
Aluminum	\$644.80
Milk Jugs	\$0.00
Cardboard	(\$55.68)
Steel Cans	\$15.00
Newspaper	\$118.92
Mixed Paper	(\$72.97)
Glass	(\$85.14)
Trash	(\$110.62)
Mixed Plastic	\$0.00
Clear Plastic	(\$109.32)

**SOUHEGAN REGIONAL LANDFILL DISTRICT  
TRASH / RECYCLING COST ANALYSIS  
April-June 2023**

	<u>AMHERST</u>	<u>BROOKLINE</u>	<u>HOLLIS</u>	<u>MONT VERNON</u>	<u>TOTAL</u>
<b>GLASS</b>					
Total Tons	29.50	16.68	26.91	8.40	81.49
Total Trips	2	2	2	1	7
Average Tons/Trip	14.75	8.34	13.46	8.40	11.64
Total Hauling Expense	(884.00)	(884.00)	(884.00)	(442.00)	(3,094.00)
Hauling Expense/Trip	(442.00)	(442.00)	(442.00)	(442.00)	(442.00)
Avg Hauling Expense/Ton	(29.97)	(53.00)	(32.85)	(52.62)	(37.97)
Total Recycling Revenue/(Expense)	(1,416.00)	(667.20)	(1,291.68)	(336.00)	(3,710.88)
Avg Recycling Rev/(Exp)/Ton	(48.00)	(40.00)	(48.00)	(40.00)	(45.54)
<b>Total Net Revenue/(Expense)</b>	<b>(2,300.00)</b>	<b>(1,551.20)</b>	<b>(2,175.68)</b>	<b>(778.00)</b>	<b>(6,804.88)</b>
<b>Avg Net Rev/(Exp)/Ton</b>	<b>(77.97)</b>	<b>(93.00)</b>	<b>(80.85)</b>	<b>(92.62)</b>	<b>(83.51)</b>
<b>MIXED PLASTIC</b>					
Total Tons	0.00	0.00	0.00	0.00	0.00
Total Trips	0	0	0	0	0
Average Tons/Trip	0.00	0.00	0.00	0.00	0.00
Total Hauling Expense	0.00	0.00	0.00	0.00	0.00
Hauling Expense/Trip	0.00	0.00	0.00	0.00	0.00
Avg Hauling Expense/Ton	0.00	0.00	0.00	0.00	0.00
Total Recycling Revenue/(Expense)	0.00	0.00	0.00	0.00	0.00
Avg Recycling Rev/(Exp)/Ton	0.00	0.00	0.00	0.00	0.00
<b>Total Net Revenue/(Expense)</b>	<b>0.00</b>	<b>0.00</b>	<b>0.00</b>	<b>0.00</b>	<b>0.00</b>
<b>Avg Net Rev/(Exp)/Ton</b>	<b>0.00</b>	<b>0.00</b>	<b>0.00</b>	<b>0.00</b>	<b>0.00</b>
<b>CLEAR PLASTIC</b>					
Total Tons	4.02	3.35	2.22	0.00	9.59
Total Trips	2	2	1	0	5
Average Tons/Trip	2.01	1.68	2.22	0.00	1.92
Total Hauling Expense	(604.00)	(604.00)	(302.00)	0.00	(1,510.00)
Hauling Expense/Trip	(302.00)	(302.00)	(302.00)	0.00	(302.00)
Avg Hauling Expense/Ton	(150.25)	(180.30)	(136.04)	0.00	(157.46)
Total Recycling Revenue/(Expense)	82.40	64.80	0.00	0.00	147.20
Avg Recycling Rev/(Exp)/Ton	20.50	19.34	0.00	0.00	15.35
<b>Total Net Revenue/(Expense)</b>	<b>(521.60)</b>	<b>(539.20)</b>	<b>(302.00)</b>	<b>0.00</b>	<b>(1,362.80)</b>
<b>Avg Net Rev/(Exp)/Ton</b>	<b>(129.75)</b>	<b>(160.96)</b>	<b>(136.04)</b>	<b>0.00</b>	<b>(142.11)</b>

**SOUHEGAN REGIONAL LANDFILL DISTRICT**  
**TRASH / RECYCLING COST ANALYSIS**  
**April-June 2023**

	<u>AMHERST</u>	<u>BROOKLINE</u>	<u>HOLLIS</u>	<u>MONT VERNON</u>	<u>TOTAL</u>
<b>MILK JUGS</b>					
Total Tons	0.00	0.00	0.00	0.00	0.00
Total Trips	0	0	0	0	0
Average Tons/Trip	0.00	0.00	0.00	0.00	0.00
Total Hauling Expense	0.00	0.00	0.00	0.00	0.00
Hauling Expense/Trip	0.00	0.00	0.00	0.00	0.00
Avg Hauling Expense/Ton	0.00	0.00	0.00	0.00	0.00
Total Recycling Revenue/(Expense)	0.00	0.00	0.00	0.00	0.00
Avg Recycling Rev/(Exp)/Ton	0.00	0.00	0.00	0.00	0.00
<b>Total Net Revenue/(Expense)</b>	<b>0.00</b>	<b>0.00</b>	<b>0.00</b>	<b>0.00</b>	<b>0.00</b>
<b>Avg Net Rev/(Exp)/Ton</b>	<b>0.00</b>	<b>0.00</b>	<b>0.00</b>	<b>0.00</b>	<b>0.00</b>
<b>NEWSPAPER</b>					
Total Tons	11.53	0.00	8.54	0.00	20.07
Total Trips	1	0	1	0	2
Average Tons/Trip	11.53	0.00	8.54	0.00	10.04
Total Hauling Expense	(302.00)	0.00	(302.00)	0.00	(604.00)
Hauling Expense/Trip	(302.00)	0.00	(302.00)	0.00	(302.00)
Avg Hauling Expense/Ton	(26.19)	0.00	(35.36)	0.00	(30.09)
Total Recycling Revenue/(Expense)	2,133.05	0.00	1,579.90	0.00	3,712.95
Avg Recycling Rev/(Exp)/Ton	185.00	0.00	185.00	0.00	185.00
<b>Total Net Revenue/(Expense)</b>	<b>1,831.05</b>	<b>0.00</b>	<b>1,277.90</b>	<b>0.00</b>	<b>3,108.95</b>
<b>Avg Net Rev/(Exp)/Ton</b>	<b>158.81</b>	<b>0.00</b>	<b>149.64</b>	<b>0.00</b>	<b>154.91</b>
<b>CARDBOARD</b>					
Total Tons	50.93	27.86	46.07	10.31	135.17
Total Trips	6	4	5	4	19
Average Tons/Trip	8.49	6.97	9.21	2.58	7.11
Total Hauling Expense	(2,376.00)	(1,584.00)	(1,980.00)	(1,208.00)	(7,148.00)
Hauling Expense/Trip	(396.00)	(396.00)	(396.00)	(302.00)	(376.21)
Avg Hauling Expense/Ton	(46.65)	(56.86)	(42.98)	(117.17)	(52.88)
Total Recycling Revenue/(Expense)	849.20	452.70	786.95	180.05	2,268.90
Avg Recycling Rev/(Exp)/Ton	16.67	16.25	17.08	17.46	16.79
<b>Total Net Revenue/(Expense)</b>	<b>(1,526.80)</b>	<b>(1,131.30)</b>	<b>(1,193.05)</b>	<b>(1,027.95)</b>	<b>(4,879.10)</b>
<b>Avg Net Rev/(Exp)/Ton</b>	<b>(29.98)</b>	<b>(40.61)</b>	<b>(25.90)</b>	<b>(99.70)</b>	<b>(36.10)</b>

**SOUHEGAN REGIONAL LANDFILL DISTRICT  
TRASH / RECYCLING COST ANALYSIS  
April-June 2023**

	<u>AMHERST</u>	<u>BROOKLINE</u>	<u>HOLLIS</u>	<u>MONT VERNON</u>	<u>TOTAL</u>
<b>MIXED PAPER</b>					
Total Tons	25.15	17.53	18.32	7.59	68.59
Total Trips	3	2	2	3	10
Average Tons/Trip	8.38	8.77	9.16	2.53	6.86
Total Hauling Expense	(906.00)	(604.00)	(604.00)	(906.00)	(3,020.00)
Hauling Expense/Trip	(302.00)	(302.00)	(302.00)	(302.00)	(302.00)
Avg Hauling Expense/Ton	(36.02)	(34.46)	(32.97)	(119.37)	(44.03)
Total Recycling Revenue/(Expense)	(399.60)	(287.82)	(301.38)	(121.47)	(1,110.27)
Avg Recycling Rev/(Exp)/Ton	(15.89)	(16.42)	(16.45)	(16.00)	(16.19)
<b>Total Net Revenue/(Expense)</b>	<b>(1,305.60)</b>	<b>(891.82)</b>	<b>(905.38)</b>	<b>(1,027.47)</b>	<b>(4,130.27)</b>
<b>Avg Net Rev/(Exp)/Ton</b>	<b>(51.91)</b>	<b>(50.87)</b>	<b>(49.42)</b>	<b>(135.37)</b>	<b>(60.22)</b>
<b>STEEL CANS</b>					
Total Tons	1.93	0.00	3.74	0.00	5.67
Total Trips	1	0	1	0	2
Average Tons/Trip	1.93	0.00	3.74	0.00	2.84
Total Hauling Expense	(215.00)	0.00	(215.00)	0.00	(430.00)
Hauling Expense/Trip	(215.00)	0.00	(215.00)	0.00	(215.00)
Avg Hauling Expense/Ton	(111.40)	0.00	(57.49)	0.00	(75.84)
Total Recycling Revenue/(Expense)	193.00	0.00	374.00	0.00	567.00
Avg Recycling Rev/(Exp)/Ton	100.00	0.00	100.00	0.00	100.00
<b>Total Net Revenue/(Expense)</b>	<b>(22.00)</b>	<b>0.00</b>	<b>159.00</b>	<b>0.00</b>	<b>137.00</b>
<b>Avg Net Rev/(Exp)/Ton</b>	<b>(11.40)</b>	<b>0.00</b>	<b>42.51</b>	<b>0.00</b>	<b>24.16</b>
<b>ALUMINUM</b>					
Total Tons	3.26	2.15	2.89	1.70	10.00
Total Trips	2	2	2	2	8
Average Tons/Trip	1.63	1.08	1.45	0.85	1.25
Total Hauling Expense	(604.00)	(604.00)	(604.00)	(604.00)	(2,416.00)
Hauling Expense/Trip	(302.00)	(302.00)	(302.00)	(302.00)	(302.00)
Avg Hauling Expense/Ton	(185.28)	(280.93)	(209.00)	(355.29)	(241.60)
Total Recycling Revenue/(Expense)	2,542.40	1,742.00	2,399.00	1,411.00	8,094.40
Avg Recycling Rev/(Exp)/Ton	779.88	810.23	830.10	830.00	809.44
<b>Total Net Revenue/(Expense)</b>	<b>1,938.40</b>	<b>1,138.00</b>	<b>1,795.00</b>	<b>807.00</b>	<b>5,678.40</b>
<b>Avg Net Rev/(Exp)/Ton</b>	<b>594.60</b>	<b>529.30</b>	<b>621.11</b>	<b>474.71</b>	<b>567.84</b>

**SOUHEGAN REGIONAL LANDFILL DISTRICT  
TRASH / RECYCLING COST ANALYSIS  
April-June 2023**

	<u>AMHERST</u>	<u>BROOKLINE</u>	<u>HOLLIS</u>	<u>MONT VERNON</u>	<u>TOTAL</u>
<b>TRASH</b>					
Total Tons	621.49	385.31	635.26	202.49	1,844.55
Total Trips	31	28	39	19	117
Average Tons/Trip	20.05	13.76	16.29	10.66	15.77
Total Hauling Expense	(9,117.00)	(8,502.00)	(11,811.00)	(5,247.00)	(34,677.00)
Avg Hauling Expense/Trip	(294.10)	(303.64)	(302.85)	(276.16)	(296.38)
Avg Hauling Expense/Ton	(14.67)	(22.07)	(18.59)	(25.91)	(18.80)
Total Tipping Fees	(55,934.10)	(34,677.90)	(57,173.40)	(18,231.30)	(166,016.70)
Avg Tipping Fees/Ton	(90.00)	(90.00)	(90.00)	(90.04)	(90.00)
<b>Total Net Expense</b>	<b>(65,051.10)</b>	<b>(43,179.90)</b>	<b>(68,984.40)</b>	<b>(23,478.30)</b>	<b>(200,693.70)</b>
<b>Avg Net Expense/Ton</b>	<b>(104.67)</b>	<b>(112.07)</b>	<b>(108.59)</b>	<b>(115.95)</b>	<b>(108.80)</b>
<b>TOTAL RECYCLING / TRASH</b>					
Total Tons	747.81	452.88	743.95	230.49	2,175.13
Total Trips	48	40	53	29	170
Average Tons/Trip	15.58	11.32	14.04	7.95	12.79
Total Hauling Expense	(15,008.00)	(12,782.00)	(16,702.00)	(8,407.00)	(52,899.00)
Hauling Expense/Trip	(312.67)	(319.55)	(315.13)	(289.90)	(311.17)
Avg Hauling Expense/Ton	(20.07)	(28.22)	(22.45)	(36.47)	(24.32)
Total Recycling/Trash Revenue/(Expense)	(51,949.65)	(33,373.42)	(53,626.61)	(17,097.72)	(156,047.40)
Avg Recycling/Trash Rev/(Exp)/Ton	(69.47)	(73.69)	(72.08)	(74.18)	(71.74)
<b>Total Net Revenue/(Expense)</b>	<b>(66,957.65)</b>	<b>(46,155.42)</b>	<b>(70,328.61)</b>	<b>(25,504.72)</b>	<b>(208,946.40)</b>
<b>Avg Net Rev/(Exp)/Ton</b>	<b>(89.54)</b>	<b>(101.92)</b>	<b>(94.53)</b>	<b>(110.65)</b>	<b>(96.06)</b>

Material	Ave Net Rev/Exp per Ton
Aluminum	\$567.84
Steel Cans	\$24.16
Cardboard	(\$36.10)
Milk Jugs	n/a
Newspaper	\$154.91
Glass	(\$83.51)
Mixed Paper	(\$60.22)
Trash	(\$108.80)
Mixed Plastic	\$0.00
Clear Plastic	(\$142.11)

**SOUHEGAN REGIONAL LANDFILL DISTRICT  
TRASH / RECYCLING COST ANALYSIS  
July-September 2023**

	<u>AMHERST</u>	<u>BROOKLINE</u>	<u>HOLLIS</u>	<u>MONT VERNON</u>	<u>TOTAL</u>
<b>GLASS</b>					
Total Tons	29.06	25.02	27.12	8.40	89.60
Total Trips	2	3	2	1	8
Average Tons/Trip	14.53	8.34	13.56	8.40	11.20
Total Hauling Expense	(884.00)	(1,326.00)	(884.00)	(442.00)	(3,536.00)
Hauling Expense/Trip	(442.00)	(442.00)	(442.00)	(442.00)	(442.00)
Avg Hauling Expense/Ton	(30.42)	(53.00)	(32.60)	(52.62)	(39.46)
Total Recycling Revenue/(Expense)	(1,394.88)	(1,000.80)	(1,301.76)	(336.00)	(4,033.44)
Avg Recycling Rev/(Exp)/Ton	(48.00)	(40.00)	(48.00)	(40.00)	(45.02)
<b>Total Net Revenue/(Expense)</b>	<b>(2,278.88)</b>	<b>(2,326.80)</b>	<b>(2,185.76)</b>	<b>(778.00)</b>	<b>(7,569.44)</b>
<b>Avg Net Rev/(Exp)/Ton</b>	<b>(78.42)</b>	<b>(93.00)</b>	<b>(80.60)</b>	<b>(92.62)</b>	<b>(84.48)</b>
<b>MIXED PLASTIC</b>					
Total Tons	0.00	0.00	0.00	0.00	0.00
Total Trips	0	0	0	0	0
Average Tons/Trip	0.00	0.00	0.00	0.00	0.00
Total Hauling Expense	0.00	0.00	0.00	0.00	0.00
Hauling Expense/Trip	0.00	0.00	0.00	0.00	0.00
Avg Hauling Expense/Ton	0.00	0.00	0.00	0.00	0.00
Total Recycling Revenue/(Expense)	0.00	0.00	0.00	0.00	0.00
Avg Recycling Rev/(Exp)/Ton	0.00	0.00	0.00	0.00	0.00
<b>Total Net Revenue/(Expense)</b>	<b>0.00</b>	<b>0.00</b>	<b>0.00</b>	<b>0.00</b>	<b>0.00</b>
<b>Avg Net Rev/(Exp)/Ton</b>	<b>0.00</b>	<b>0.00</b>	<b>0.00</b>	<b>0.00</b>	<b>0.00</b>
<b>CLEAR PLASTIC</b>					
Total Tons	4.19	1.72	2.23	0.00	8.14
Total Trips	2	1	1	0	4
Average Tons/Trip	2.10	1.72	2.23	0.00	2.04
Total Hauling Expense	(604.00)	(302.00)	(302.00)	0.00	(1,208.00)
Hauling Expense/Trip	(302.00)	(302.00)	(302.00)	0.00	(302.00)
Avg Hauling Expense/Ton	(144.15)	(175.58)	(135.43)	0.00	(148.40)
Total Recycling Revenue/(Expense)	(127.80)	0.00	0.00	0.00	(127.80)
Avg Recycling Rev/(Exp)/Ton	(30.50)	0.00	0.00	0.00	(15.70)
<b>Total Net Revenue/(Expense)</b>	<b>(731.80)</b>	<b>(302.00)</b>	<b>(302.00)</b>	<b>0.00</b>	<b>(1,335.80)</b>
<b>Avg Net Rev/(Exp)/Ton</b>	<b>(174.65)</b>	<b>(175.58)</b>	<b>(135.43)</b>	<b>0.00</b>	<b>(164.10)</b>



**SOUHEGAN REGIONAL LANDFILL DISTRICT  
TRASH / RECYCLING COST ANALYSIS  
July-September 2023**

	<u>AMHERST</u>	<u>BROOKLINE</u>	<u>HOLLIS</u>	<u>MONT VERNON</u>	<u>TOTAL</u>
<b>MILK JUGS</b>					
Total Tons	0.00	0.00	0.00	0.00	0.00
Total Trips	0	0	0	0	0
Average Tons/Trip	0.00	0.00	0.00	0.00	0.00
Total Hauling Expense	0.00	0.00	0.00	0.00	0.00
Hauling Expense/Trip	0.00	0.00	0.00	0.00	0.00
Avg Hauling Expense/Ton	0.00	0.00	0.00	0.00	0.00
Total Recycling Revenue/(Expense)	0.00	0.00	0.00	0.00	0.00
Avg Recycling Rev/(Exp)/Ton	0.00	0.00	0.00	0.00	0.00
<b>Total Net Revenue/(Expense)</b>	<b>0.00</b>	<b>0.00</b>	<b>0.00</b>	<b>0.00</b>	<b>0.00</b>
<b>Avg Net Rev/(Exp)/Ton</b>	<b>0.00</b>	<b>0.00</b>	<b>0.00</b>	<b>0.00</b>	<b>0.00</b>
<b>NEWSPAPER</b>					
Total Tons	11.62	0.00	0.00	0.00	11.62
Total Trips	1	0	0	0	1
Average Tons/Trip	11.62	0.00	0.00	0.00	11.62
Total Hauling Expense	(302.00)	0.00	0.00	0.00	(302.00)
Hauling Expense/Trip	(302.00)	0.00	0.00	0.00	(302.00)
Avg Hauling Expense/Ton	(25.99)	0.00	0.00	0.00	(25.99)
Total Recycling Revenue/(Expense)	(209.16)	0.00	0.00	0.00	(209.16)
Avg Recycling Rev/(Exp)/Ton	(18.00)	0.00	0.00	0.00	(18.00)
<b>Total Net Revenue/(Expense)</b>	<b>(511.16)</b>	<b>0.00</b>	<b>0.00</b>	<b>0.00</b>	<b>(511.16)</b>
<b>Avg Net Rev/(Exp)/Ton</b>	<b>(43.99)</b>	<b>0.00</b>	<b>0.00</b>	<b>0.00</b>	<b>(43.99)</b>
<b>CARDBOARD</b>					
Total Tons	45.76	30.14	37.83	11.18	124.91
Total Trips	5	4	4	4	17
Average Tons/Trip	9.15	7.54	9.46	2.80	7.35
Total Hauling Expense	(1,980.00)	(1,584.00)	(1,584.00)	(1,208.00)	(6,356.00)
Hauling Expense/Trip	(396.00)	(396.00)	(396.00)	(302.00)	(373.88)
Avg Hauling Expense/Ton	(43.27)	(52.55)	(41.87)	(108.05)	(50.88)
Total Recycling Revenue/(Expense)	972.30	609.10	755.10	249.50	2,586.00
Avg Recycling Rev/(Exp)/Ton	21.25	20.21	19.96	22.32	20.70
<b>Total Net Revenue/(Expense)</b>	<b>(1,007.70)</b>	<b>(974.90)</b>	<b>(828.90)</b>	<b>(958.50)</b>	<b>(3,770.00)</b>
<b>Avg Net Rev/(Exp)/Ton</b>	<b>(22.02)</b>	<b>(32.35)</b>	<b>(21.91)</b>	<b>(85.73)</b>	<b>(30.18)</b>

**SOUHEGAN REGIONAL LANDFILL DISTRICT  
TRASH / RECYCLING COST ANALYSIS  
July-September 2023**

	<u>AMHERST</u>	<u>BROOKLINE</u>	<u>HOLLIS</u>	<u>MONT VERNON</u>	<u>TOTAL</u>
<b>MIXED PAPER</b>					
Total Tons	16.08	16.44	16.91	4.91	54.34
Total Trips	2	2	2	2	8
Average Tons/Trip	8.04	8.22	8.46	2.46	6.79
Total Hauling Expense	(604.00)	(604.00)	(604.00)	(604.00)	(2,416.00)
Hauling Expense/Trip	(302.00)	(302.00)	(302.00)	(302.00)	(302.00)
Avg Hauling Expense/Ton	(37.56)	(36.74)	(35.72)	(123.01)	(44.46)
Total Recycling Revenue/(Expense)	3.50	(0.80)	(194.40)	(54.97)	(246.67)
Avg Recycling Rev/(Exp)/Ton	0.22	(0.05)	(11.50)	(11.20)	(4.54)
<b>Total Net Revenue/(Expense)</b>	<b>(600.50)</b>	<b>(604.80)</b>	<b>(798.40)</b>	<b>(658.97)</b>	<b>(2,662.67)</b>
<b>Avg Net Rev/(Exp)/Ton</b>	<b>(37.34)</b>	<b>(36.79)</b>	<b>(47.21)</b>	<b>(134.21)</b>	<b>(49.00)</b>
<b>STEEL CANS</b>					
Total Tons	2.08	2.48	3.73	0.00	8.29
Total Trips	1	1	1	0	3
Average Tons/Trip	2.08	2.48	3.73	0.00	2.76
Total Hauling Expense	(215.00)	(215.00)	(215.00)	0.00	(645.00)
Hauling Expense/Trip	(215.00)	(215.00)	(215.00)	0.00	(215.00)
Avg Hauling Expense/Ton	(103.37)	(86.69)	(57.64)	0.00	(77.80)
Total Recycling Revenue/(Expense)	228.80	248.00	410.30	0.00	887.10
Avg Recycling Rev/(Exp)/Ton	110.00	100.00	110.00	0.00	107.01
<b>Total Net Revenue/(Expense)</b>	<b>13.80</b>	<b>33.00</b>	<b>195.30</b>	<b>0.00</b>	<b>242.10</b>
<b>Avg Net Rev/(Exp)/Ton</b>	<b>6.63</b>	<b>13.31</b>	<b>52.36</b>	<b>0.00</b>	<b>29.20</b>
<b>ALUMINUM</b>					
Total Tons	3.06	3.42	3.00	0.87	10.35
Total Trips	2	3	2	1	8
Average Tons/Trip	1.53	1.14	1.50	0.87	1.29
Total Hauling Expense	(604.00)	(906.00)	(604.00)	(302.00)	(2,416.00)
Hauling Expense/Trip	(302.00)	(302.00)	(302.00)	(302.00)	(302.00)
Avg Hauling Expense/Ton	(197.39)	(264.91)	(201.33)	(347.13)	(233.43)
Total Recycling Revenue/(Expense)	1,897.20	2,258.40	1,860.00	539.40	6,555.00
Avg Recycling Rev/(Exp)/Ton	620.00	660.35	620.00	620.00	633.33
<b>Total Net Revenue/(Expense)</b>	<b>1,293.20</b>	<b>1,352.40</b>	<b>1,256.00</b>	<b>237.40</b>	<b>4,139.00</b>
<b>Avg Net Rev/(Exp)/Ton</b>	<b>422.61</b>	<b>395.44</b>	<b>418.67</b>	<b>272.87</b>	<b>399.90</b>

**SOUHEGAN REGIONAL LANDFILL DISTRICT  
TRASH / RECYCLING COST ANALYSIS  
July-September 2023**

	<u>AMHERST</u>	<u>BROOKLINE</u>	<u>HOLLIS</u>	<u>MONT VERNON</u>	<u>TOTAL</u>
<b>TRASH</b>					
Total Tons	647.37	377.96	655.94	212.40	1,893.67
Total Trips	31	28	39	17	115
Average Tons/Trip	20.88	13.50	16.82	12.49	16.47
Total Hauling Expense	(9,391.00)	(8,652.00)	(12,051.00)	(4,783.00)	(34,877.00)
Avg Hauling Expense/Trip	(302.94)	(309.00)	(309.00)	(281.35)	(303.28)
Avg Hauling Expense/Ton	(14.51)	(22.89)	(18.37)	(22.52)	(18.42)
Total Tipping Fees	(58,263.30)	(34,016.40)	(59,034.60)	(19,125.90)	(170,440.20)
Avg Tipping Fees/Ton	(90.00)	(90.00)	(90.00)	(90.05)	(90.01)
<b>Total Net Expense</b>	<b>(67,654.30)</b>	<b>(42,668.40)</b>	<b>(71,085.60)</b>	<b>(23,908.90)</b>	<b>(205,317.20)</b>
<b>Avg Net Expense/Ton</b>	<b>(104.51)</b>	<b>(112.89)</b>	<b>(108.37)</b>	<b>(112.57)</b>	<b>(108.42)</b>

<b>TOTAL RECYCLING / TRASH</b>					
Total Tons	759.22	457.18	746.76	237.76	2,200.92
Total Trips	46	42	51	25	164
Average Tons/Trip	16.50	10.89	14.64	9.51	13.42
Total Hauling Expense	(14,584.00)	(13,589.00)	(16,244.00)	(7,339.00)	(51,756.00)
Hauling Expense/Trip	(317.04)	(323.55)	(318.51)	(293.56)	(315.59)
Avg Hauling Expense/Ton	(19.21)	(29.72)	(21.75)	(30.87)	(23.52)
Total Recycling/Trash Revenue/(Expense)	(56,893.34)	(31,902.50)	(57,505.36)	(18,727.97)	(165,029.17)
Avg Recycling/Trash Rev/(Exp)/Ton	(74.94)	(69.78)	(77.01)	(78.77)	(74.98)
<b>Total Net Revenue/(Expense)</b>	<b>(71,477.34)</b>	<b>(45,491.50)</b>	<b>(73,749.36)</b>	<b>(26,066.97)</b>	<b>(216,785.17)</b>
<b>Avg Net Rev/(Exp)/Ton</b>	<b>(94.15)</b>	<b>(99.50)</b>	<b>(98.76)</b>	<b>(109.64)</b>	<b>(98.50)</b>

Material	Ave Net Rev/Exp per Ton
Aluminum	\$399.90
Milk Jugs	\$0.00
Steel Cans	\$29.20
Newspaper	(\$43.99)
Cardboard	(\$30.18)
Glass	(\$84.48)
Mixed Paper	(\$49.00)
Trash	(\$108.42)
Mixed Plastic	\$0.00
Clear Plastic	(\$164.10)

**SOUHEGAN REGIONAL LANDFILL DISTRICT  
TRASH / RECYCLING COST ANALYSIS  
October-December 2022**

	<u>AMHERST</u>	<u>BROOKLINE</u>	<u>HOLLIS</u>	<u>MONT VERNON</u>	<u>TOTAL</u>
<b>GLASS</b>					
Total Tons	34.50	16.68	24.59	8.40	84.17
Total Trips	3	2	2	1	8
Average Tons/Trip	11.50	8.34	12.30	8.40	10.52
Total Hauling Expense	(1,326.00)	(884.00)	(884.00)	(442.00)	(3,536.00)
Hauling Expense/Trip	(442.00)	(442.00)	(442.00)	(442.00)	(442.00)
Avg Hauling Expense/Ton	(38.43)	(53.00)	(35.95)	(52.62)	(42.01)
Total Recycling Revenue/(Expense)	(1,656.00)	(667.20)	(1,180.32)	(336.00)	(3,839.52)
Avg Recycling Rev/(Exp)/Ton	(48.00)	(40.00)	(48.00)	(40.00)	(45.62)
<b>Total Net Revenue/(Expense)</b>	<b>(2,982.00)</b>	<b>(1,551.20)</b>	<b>(2,064.32)</b>	<b>(778.00)</b>	<b>(7,375.52)</b>
<b>Avg Net Rev/(Exp)/Ton</b>	<b>(86.43)</b>	<b>(93.00)</b>	<b>(83.95)</b>	<b>(92.62)</b>	<b>(87.63)</b>
<b>MIXED PLASTIC</b>					
Total Tons	0.00	0.00	0.00	0.00	0.00
Total Trips	0	0	0	0	0
Average Tons/Trip	0.00	0.00	0.00	0.00	0.00
Total Hauling Expense	0.00	0.00	0.00	0.00	0.00
Hauling Expense/Trip	0.00	0.00	0.00	0.00	0.00
Avg Hauling Expense/Ton	0.00	0.00	0.00	0.00	0.00
Total Recycling Revenue/(Expense)	0.00	0.00	0.00	0.00	0.00
Avg Recycling Rev/(Exp)/Ton	0.00	0.00	0.00	0.00	0.00
<b>Total Net Revenue/(Expense)</b>	<b>0.00</b>	<b>0.00</b>	<b>0.00</b>	<b>0.00</b>	<b>0.00</b>
<b>Avg Net Rev/(Exp)/Ton</b>	<b>0.00</b>	<b>0.00</b>	<b>0.00</b>	<b>0.00</b>	<b>0.00</b>
<b>CLEAR PLASTIC</b>					
Total Tons	3.92	2.64	4.00	0.00	10.56
Total Trips	2	2	2	0	6
Average Tons/Trip	1.96	1.32	2.00	0.00	1.76
Total Hauling Expense	(604.00)	(604.00)	(604.00)	0.00	(1,812.00)
Hauling Expense/Trip	(302.00)	(302.00)	(302.00)	0.00	(302.00)
Avg Hauling Expense/Ton	(154.08)	(228.79)	(151.00)	0.00	(171.59)
Total Recycling Revenue/(Expense)	41.60	19.60	0.00	0.00	61.20
Avg Recycling Rev/(Exp)/Ton	10.61	7.42	0.00	0.00	5.80
<b>Total Net Revenue/(Expense)</b>	<b>(562.40)</b>	<b>(584.40)</b>	<b>(604.00)</b>	<b>0.00</b>	<b>(1,750.80)</b>
<b>Avg Net Rev/(Exp)/Ton</b>	<b>(143.47)</b>	<b>(221.36)</b>	<b>(151.00)</b>	<b>0.00</b>	<b>(165.80)</b>

**SOUHEGAN REGIONAL LANDFILL DISTRICT  
TRASH / RECYCLING COST ANALYSIS  
October-December 2022**

	<b>AMHERST</b>	<b>BROOKLINE</b>	<b>HOLLIS</b>	<b>MONT VERNON</b>	<b>TOTAL</b>
<b>MILK JUGS</b>					
Total Tons	5.28	3.27	5.12	0.00	13.67
Total Trips	1	1	1	0	3
Average Tons/Trip	5.28	3.27	5.12	0.00	4.56
Total Hauling Expense	(302.00)	(302.00)	(302.00)	0.00	(906.00)
Hauling Expense/Trip	(302.00)	(302.00)	(302.00)	0.00	(302.00)
Avg Hauling Expense/Ton	(57.20)	(92.35)	(58.98)	0.00	(66.28)
Total Recycling Revenue/(Expense)	1,689.60	1,046.40	1,638.40	0.00	4,374.40
Avg Recycling Rev/(Exp)/Ton	320.00	320.00	320.00	0.00	320.00
<b>Total Net Revenue/(Expense)</b>	<b>1,387.60</b>	<b>744.40</b>	<b>1,336.40</b>	<b>0.00</b>	<b>3,468.40</b>
<b>Avg Net Rev/(Exp)/Ton</b>	<b>262.80</b>	<b>227.65</b>	<b>261.02</b>	<b>0.00</b>	<b>253.72</b>
<b>NEWSPAPER</b>					
Total Tons	10.09	0.00	8.33	0.00	18.42
Total Trips	1	0	1	0	2
Average Tons/Trip	10.09	0.00	8.33	0.00	9.21
Total Hauling Expense	(302.00)	0.00	(302.00)	0.00	(604.00)
Hauling Expense/Trip	(302.00)	0.00	(302.00)	0.00	(302.00)
Avg Hauling Expense/Ton	(29.93)	0.00	(36.25)	0.00	(32.79)
Total Recycling Revenue/(Expense)	1,109.90	0.00	41.65	0.00	1,151.55
Avg Recycling Rev/(Exp)/Ton	110.00	0.00	5.00	0.00	62.52
<b>Total Net Revenue/(Expense)</b>	<b>807.90</b>	<b>0.00</b>	<b>(260.35)</b>	<b>0.00</b>	<b>547.55</b>
<b>Avg Net Rev/(Exp)/Ton</b>	<b>80.07</b>	<b>0.00</b>	<b>(31.25)</b>	<b>0.00</b>	<b>29.73</b>
<b>CARDBOARD</b>					
Total Tons	47.72	33.08	45.63	11.47	137.90
Total Trips	6	5	5	5	21
Average Tons/Trip	7.95	6.62	9.13	2.29	6.57
Total Hauling Expense	(2,376.00)	(1,980.00)	(1,980.00)	(1,510.00)	(7,846.00)
Hauling Expense/Trip	(396.00)	(396.00)	(396.00)	(302.00)	(373.62)
Avg Hauling Expense/Ton	(49.79)	(59.85)	(43.39)	(131.65)	(56.90)
Total Recycling Revenue/(Expense)	2,677.30	1,944.45	2,685.95	678.30	7,986.00
Avg Recycling Rev/(Exp)/Ton	56.10	58.78	58.86	59.14	57.91
<b>Total Net Revenue/(Expense)</b>	<b>301.30</b>	<b>(35.55)</b>	<b>705.95</b>	<b>(831.70)</b>	<b>140.00</b>
<b>Avg Net Rev/(Exp)/Ton</b>	<b>6.31</b>	<b>(1.07)</b>	<b>15.47</b>	<b>(72.51)</b>	<b>1.02</b>
<b>MIXED PAPER</b>					
Total Tons	25.35	9.64	25.12	9.35	69.46
Total Trips	3	1	3	4	11
Average Tons/Trip	8.45	9.64	8.37	2.34	6.31
Total Hauling Expense	(906.00)	(302.00)	(906.00)	(1,208.00)	(3,322.00)
Hauling Expense/Trip	(302.00)	(302.00)	(302.00)	(302.00)	(302.00)
Avg Hauling Expense/Ton	(35.74)	(31.33)	(36.07)	(129.20)	(47.83)
Total Recycling Revenue/(Expense)	126.75	48.20	125.60	46.75	347.30
Avg Recycling Rev/(Exp)/Ton	5.00	5.00	5.00	5.00	5.00
<b>Total Net Revenue/(Expense)</b>	<b>(779.25)</b>	<b>(253.80)</b>	<b>(780.40)</b>	<b>(1,161.25)</b>	<b>(2,974.70)</b>
<b>Avg Net Rev/(Exp)/Ton</b>	<b>(30.74)</b>	<b>(26.33)</b>	<b>(31.07)</b>	<b>(124.20)</b>	<b>(42.83)</b>

**SOUHEGAN REGIONAL LANDFILL DISTRICT  
TRASH / RECYCLING COST ANALYSIS  
October-December 2022**

	<u>AMHERST</u>	<u>BROOKLINE</u>	<u>HOLLIS</u>	<u>MONT VERNON</u>	<u>TOTAL</u>
<b>STEEL CANS</b>					
Total Tons	3.65	2.37	0.00	0.00	6.02
Total Trips	2	1	0	0	3
Average Tons/Trip	1.83	2.37	0.00	0.00	2.01
Total Hauling Expense	(430.00)	(215.00)	0.00	0.00	(645.00)
Hauling Expense/Trip	(215.00)	(215.00)	0.00	0.00	(215.00)
Avg Hauling Expense/Ton	(117.81)	(90.72)	0.00	0.00	(107.14)
Total Recycling Revenue/(Expense)	475.20	331.80	0.00	0.00	807.00
Avg Recycling Rev/(Exp)/Ton	130.19	140.00	0.00	0.00	134.05
<b>Total Net Revenue/(Expense)</b>	<b>45.20</b>	<b>116.80</b>	<b>0.00</b>	<b>0.00</b>	<b>162.00</b>
<b>Avg Net Rev/(Exp)/Ton</b>	<b>12.38</b>	<b>49.28</b>	<b>0.00</b>	<b>0.00</b>	<b>26.91</b>

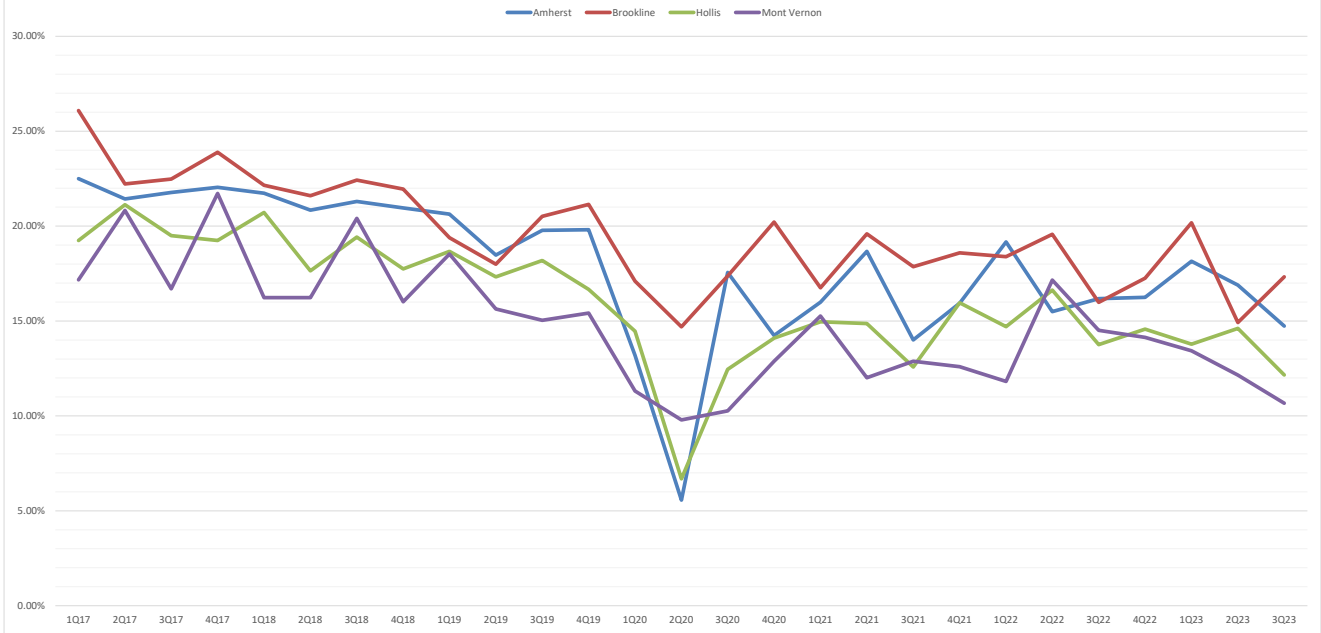
<b>ALUMINUM</b>					
Total Tons	3.24	2.24	1.48	0.84	7.80
Total Trips	2	2	1	1	6
Average Tons/Trip	1.62	1.12	1.48	0.84	1.30
Total Hauling Expense	(604.00)	(604.00)	(302.00)	(302.00)	(1,812.00)
Hauling Expense/Trip	(302.00)	(302.00)	(302.00)	(302.00)	(302.00)
Avg Hauling Expense/Ton	(186.42)	(269.64)	(204.05)	(359.52)	(232.31)
Total Recycling Revenue/(Expense)	1,946.40	1,340.80	1,036.00	588.00	4,911.20
Avg Recycling Rev/(Exp)/Ton	600.74	598.57	700.00	700.00	629.64
<b>Total Net Revenue/(Expense)</b>	<b>1,342.40</b>	<b>736.80</b>	<b>734.00</b>	<b>286.00</b>	<b>3,099.20</b>
<b>Avg Net Rev/(Exp)/Ton</b>	<b>414.32</b>	<b>328.93</b>	<b>495.95</b>	<b>340.48</b>	<b>397.33</b>

<b>TRASH</b>					
Total Tons	633.98	395.95	679.41	203.55	1,912.89
Total Trips	34	30	39	16	119
Average Tons/Trip	18.65	13.20	17.42	12.72	16.07
Total Hauling Expense	(10,102.00)	(9,087.00)	(11,817.00)	(4,614.00)	(35,620.00)
Avg Hauling Expense/Trip	(297.12)	(302.90)	(303.00)	(288.38)	(299.33)
Avg Hauling Expense/Ton	(15.93)	(22.95)	(17.39)	(22.67)	(18.62)
Total Tipping Fees	(57,058.20)	(35,635.50)	(61,146.90)	(18,319.50)	(172,160.10)
Avg Tipping Fees/Ton	(90.00)	(90.00)	(90.00)	(90.00)	(90.00)
<b>Total Net Expense</b>	<b>(67,160.20)</b>	<b>(44,722.50)</b>	<b>(72,963.90)</b>	<b>(22,933.50)</b>	<b>(207,780.10)</b>
<b>Avg Net Expense/Ton</b>	<b>(105.93)</b>	<b>(112.95)</b>	<b>(107.39)</b>	<b>(112.67)</b>	<b>(108.62)</b>

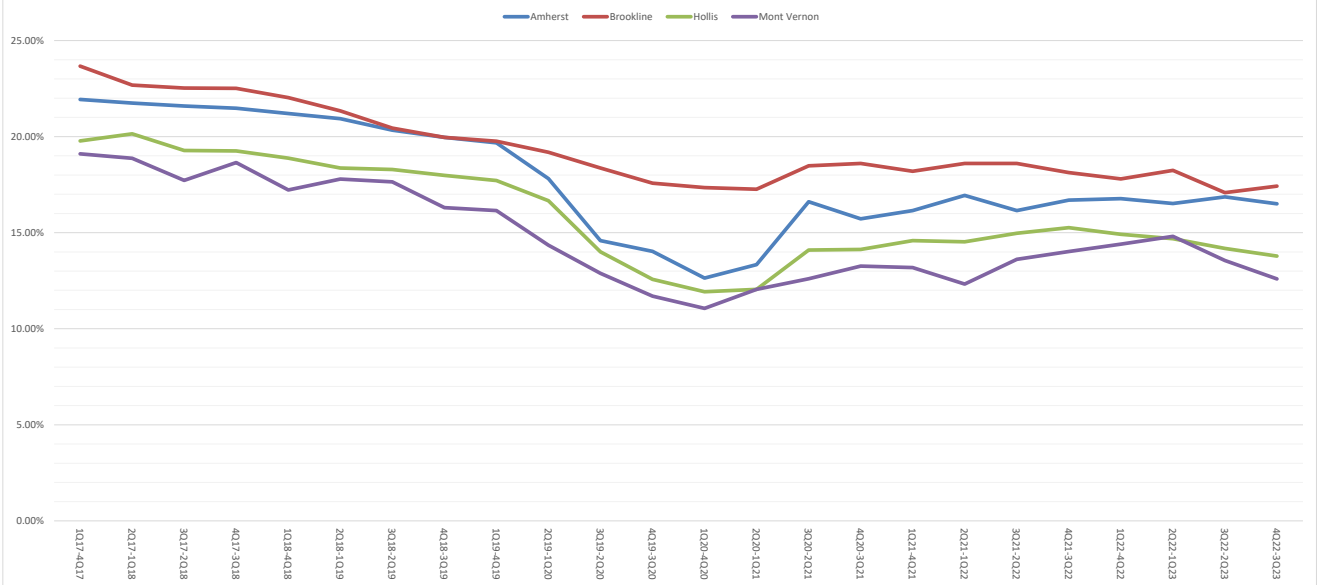
<b>TOTAL RECYCLING / TRASH</b>					
Total Tons	767.73	465.87	793.68	233.61	2,260.89
Total Trips	54	44	54	27	179
Average Tons/Trip	14.22	10.59	14.70	8.65	12.63
Total Hauling Expense	(16,952.00)	(13,978.00)	(17,097.00)	(8,076.00)	(56,103.00)
Hauling Expense/Trip	(313.93)	(317.68)	(316.61)	(299.11)	(313.42)
Avg Hauling Expense/Ton	(22.08)	(30.00)	(21.54)	(34.57)	(24.81)
Total Recycling/Trash Revenue/(Expense)	(50,647.45)	(31,571.45)	(56,799.62)	(17,342.45)	(156,360.97)
Avg Recycling/Trash Rev/(Exp)/Ton	(65.97)	(67.77)	(71.56)	(74.24)	(69.16)
<b>Total Net Revenue/(Expense)</b>	<b>(67,599.45)</b>	<b>(45,549.45)</b>	<b>(73,896.62)</b>	<b>(25,418.45)</b>	<b>(212,463.97)</b>
<b>Avg Net Rev/(Exp)/Ton</b>	<b>(88.05)</b>	<b>(97.77)</b>	<b>(93.11)</b>	<b>(108.81)</b>	<b>(93.97)</b>

Material	Ave Net Rev/Exp per Ton
Aluminum	\$397.33
Milk Jugs	\$253.72
Steel Cans	\$26.91
Newspaper	\$29.73
Cardboard	\$1.02
Glass	(\$87.63)
Mixed Paper	(\$42.83)
Trash	(\$108.62)
Mixed Plastic	\$0.00
Clear Plastic	(\$165.80)

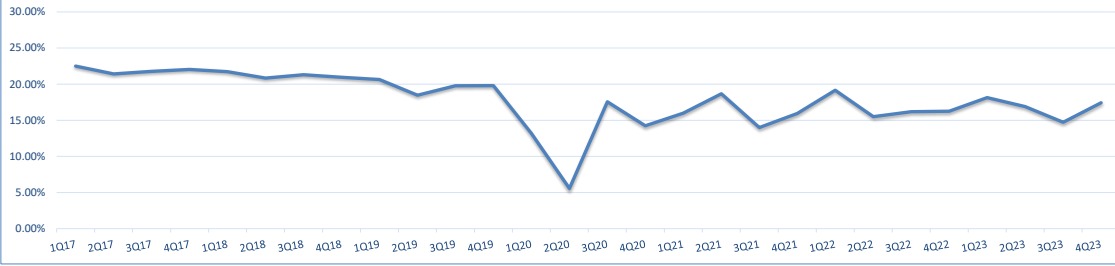
### Quarterly Recycling Tonnage %s 2017 - 2023



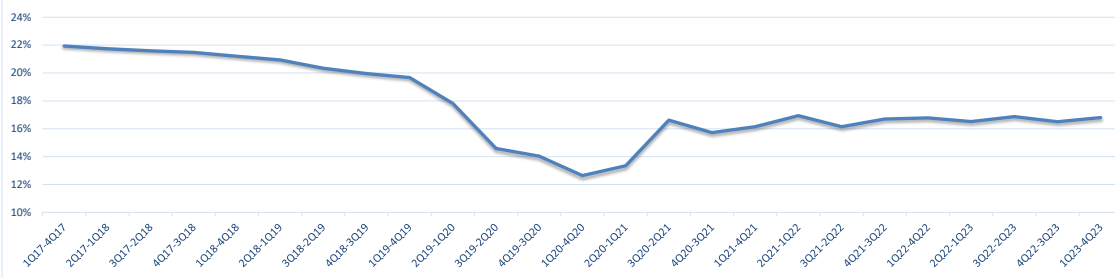
### 4 Quarter Rolling Average Recycling Tonnage %s 2017 - 2023



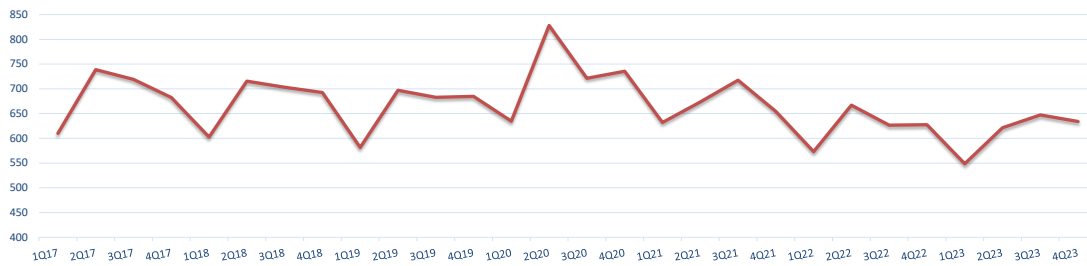
**AMHERST  
Quarterly Recycling  
Tonnage %  
2017 - 2023**



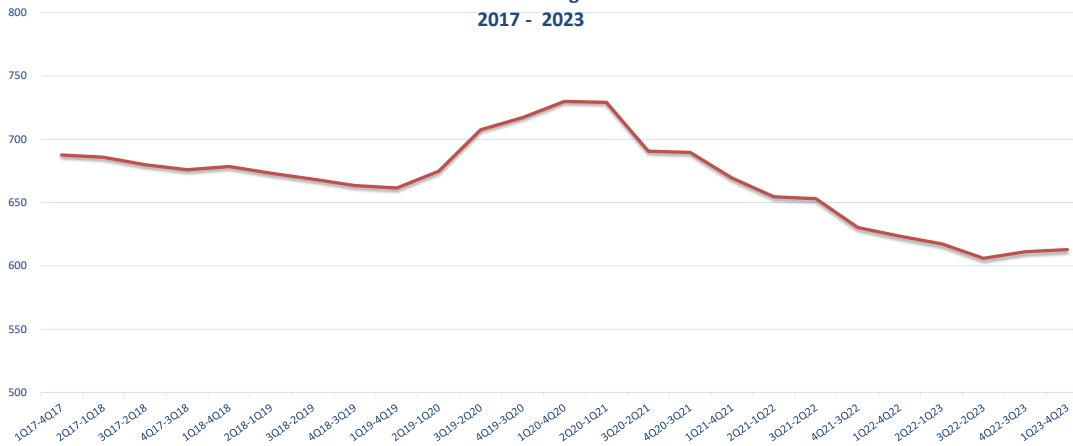
**AMHERST  
4 Quarter Rolling Average  
Recycling Tonnage %  
2017 - 2023**



**AMHERST  
Trash Tonnages  
2017 - 2023**

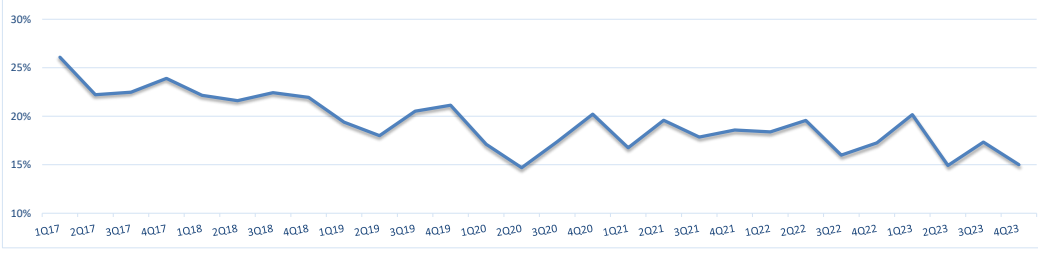


**AMHERST  
4 Quarter Rolling Average  
Trash Tonnages  
2017 - 2023**

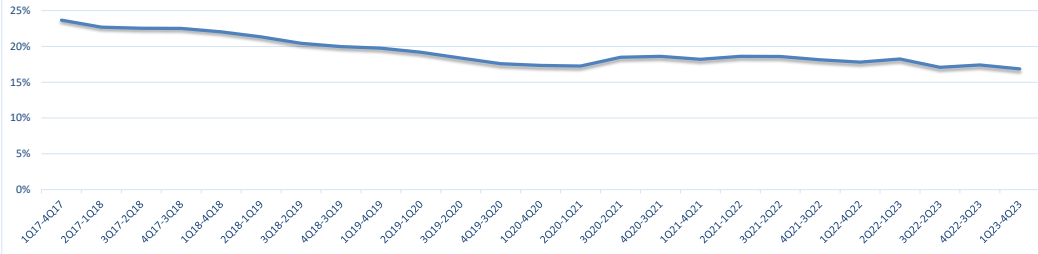




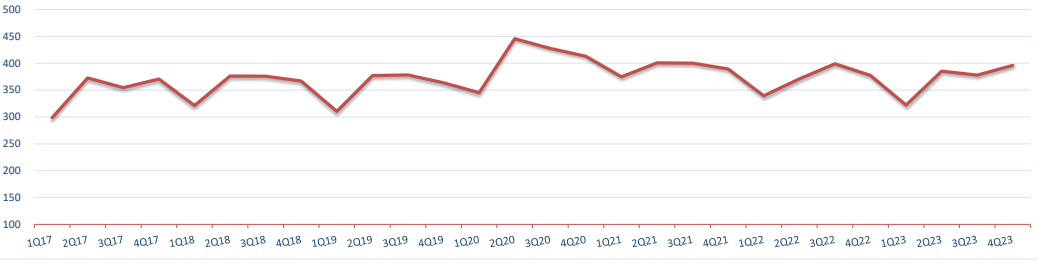
**BROOKLINE**  
**Quarterly Recycling**  
**Tonnage %**  
**2017 - 2023**



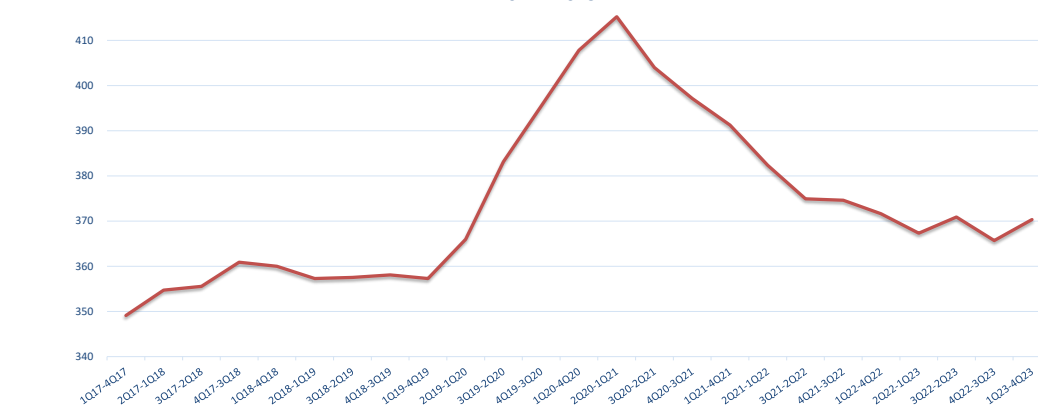
**BROOKLINE**  
**4 Quarter Rolling Average**  
**Recycling Tonnage %**  
**2017 - 2023**



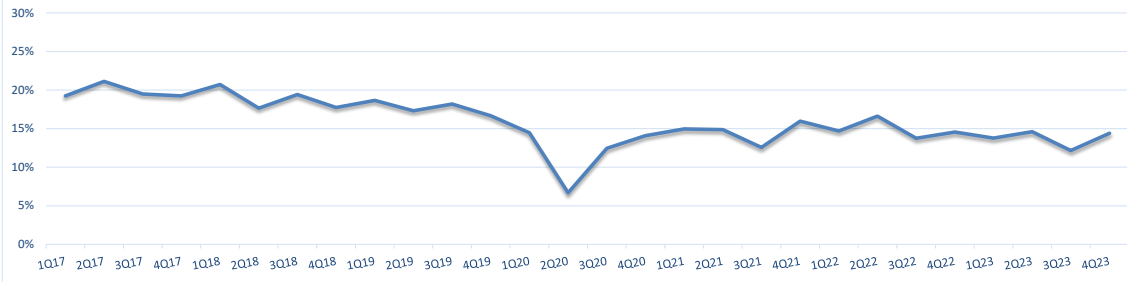
**BROOKLINE**  
**Trash Tonnages**  
**2017 - 2023**



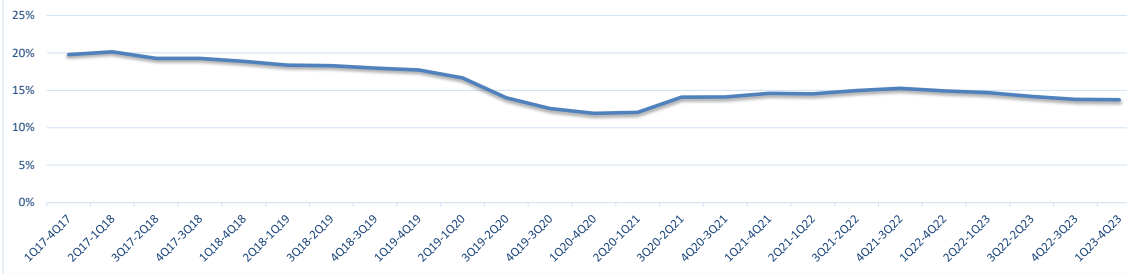
**BROOKLINE**  
**4 Quarter Rolling Average**  
**Trash Tonnages**  
**2017 - 2023**



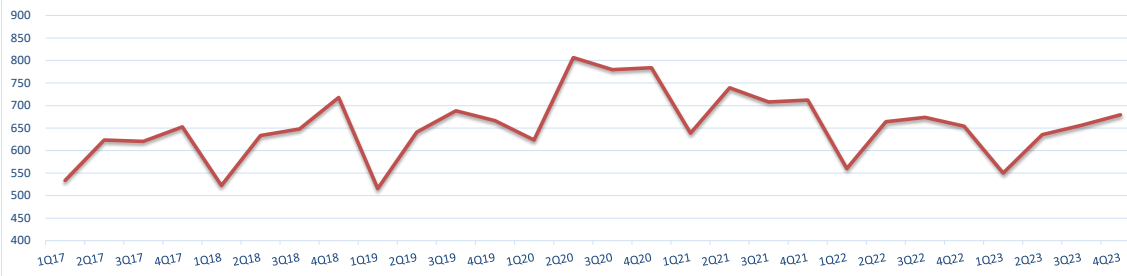
**HOLLIS**  
**Quarterly Recycling**  
**Tonnage %**  
**2017 - 2023**



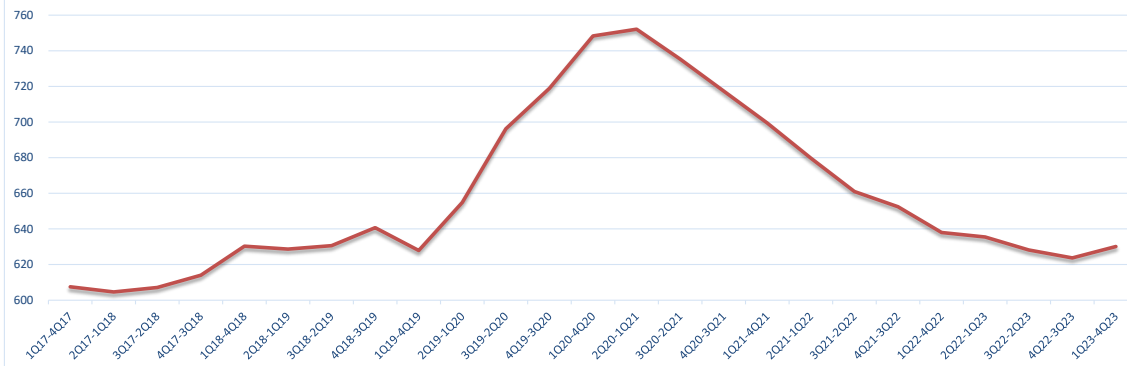
**HOLLIS**  
**4 Quarter Rolling Average**  
**Recycling Tonnage %**  
**2017 - 2023**



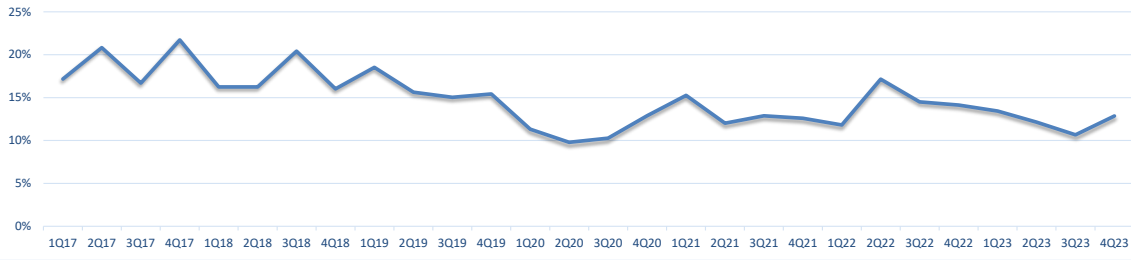
**HOLLIS**  
**Trash Tonnages**  
**2017 - 2023**



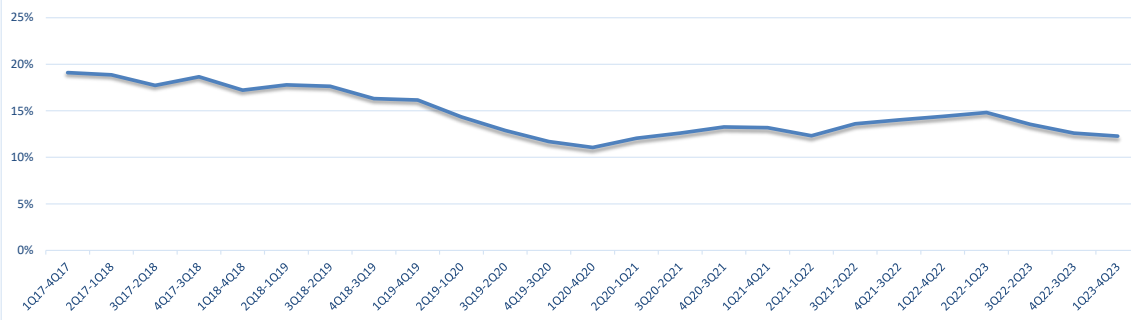
**HOLLIS**  
**4 Quarter Rolling Average**  
**Trash Tonnages**  
**2017 - 2023**



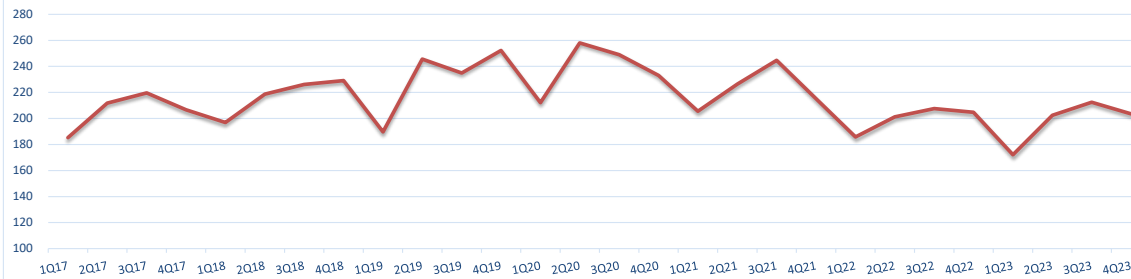
**MONT VERNON  
Quarterly Recycling  
Tonnage %  
2017 - 2023**



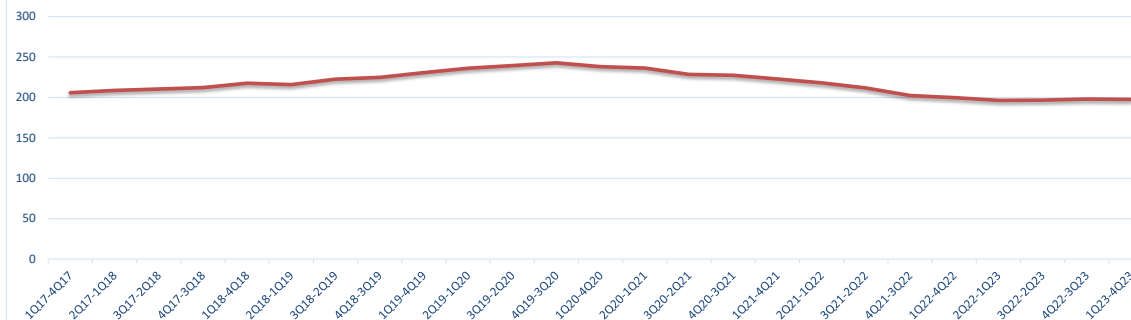
**MONT VERNON  
4 Quarter Rolling Average  
Recycling Tonnage %  
2017 - 2023**



**MONT VERNON  
Trash Tonnages  
2017 - 2023**



**MONT VERNON  
4 Quarter Rolling Average  
Trash Tonnages  
2017 - 2023**



**AMHERST  
2023 SUMMARY**

	<b>Total Tons</b>	<b>Average \$/Ton</b>	<b>Average Net \$/Ton</b>	<b>Total Net \$</b>	<b>Avoided Costs</b>	<b>Total Value</b>
<b>Aluminum</b>	12.94	718.15	531.44	6,876.80	(1,360.25)	8,237.05
<b>Milk Jugs</b>	5.28	320.00	262.80	1,387.60	(555.03)	1,942.63
<b>Steel Cans</b>	11.62	113.45	2.44	28.40	(1,221.57)	1,249.97
<b>Newspaper</b>	33.24	91.27	64.01	2,127.79	(3,494.19)	5,621.98
<b>Cardboard</b>	186.92	24.57	(22.04)	(4,119.80)	(19,649.03)	15,529.23
<b>Glass</b>	133.21	(48.00)	(81.18)	(10,814.08)	(14,003.04)	3,188.96
<b>Mixed Paper</b>	94.18	(12.79)	(48.06)	(4,526.35)	(9,900.20)	5,373.85
<b>Trash</b>	2,451.42	(90.00)	(105.12)	(257,701.80)	0.00	(257,701.80)
<b>Mixed Plastic</b>	0.00	0.00	0.00	0.00	0.00	0.00
<b>Clear Plastic</b>	16.16	9.68	(139.82)	(2,259.50)	(1,698.74)	(560.76)

**BROOKLINE  
2023 SUMMARY**

	<b>Total Tons</b>	<b>Average \$/Ton</b>	<b>Average Net \$/Ton</b>	<b>Total Net \$</b>	<b>Avoided Costs</b>	<b>Total Value</b>
<b>Aluminum</b>	10.37	727.37	465.27	4,824.80	(1,172.54)	5,997.34
<b>Milk Jugs</b>	3.27	320.00	227.65	744.40	(369.74)	1,114.14
<b>Steel Cans</b>	7.48	126.74	40.51	303.00	(845.76)	1,148.76
<b>Newspaper</b>	4.57	185.00	118.92	543.45	(516.73)	1,060.18
<b>Cardboard</b>	116.68	26.88	(30.82)	(3,596.15)	(13,193.01)	9,596.86
<b>Glass</b>	83.40	(40.00)	(93.00)	(7,756.00)	(9,430.04)	1,674.04
<b>Mixed Paper</b>	62.71	(13.02)	(46.73)	(2,930.22)	(7,090.62)	4,160.40
<b>Trash</b>	1,481.37	(90.00)	(113.07)	(167,504.30)	(167,498.51)	(167,504.30)
<b>Mixed Plastic</b>	0.00	0.00	0.00	0.00	0.00	0.00
<b>Clear Plastic</b>	9.64	14.76	(173.21)	(1,669.70)	(1,089.99)	(579.71)

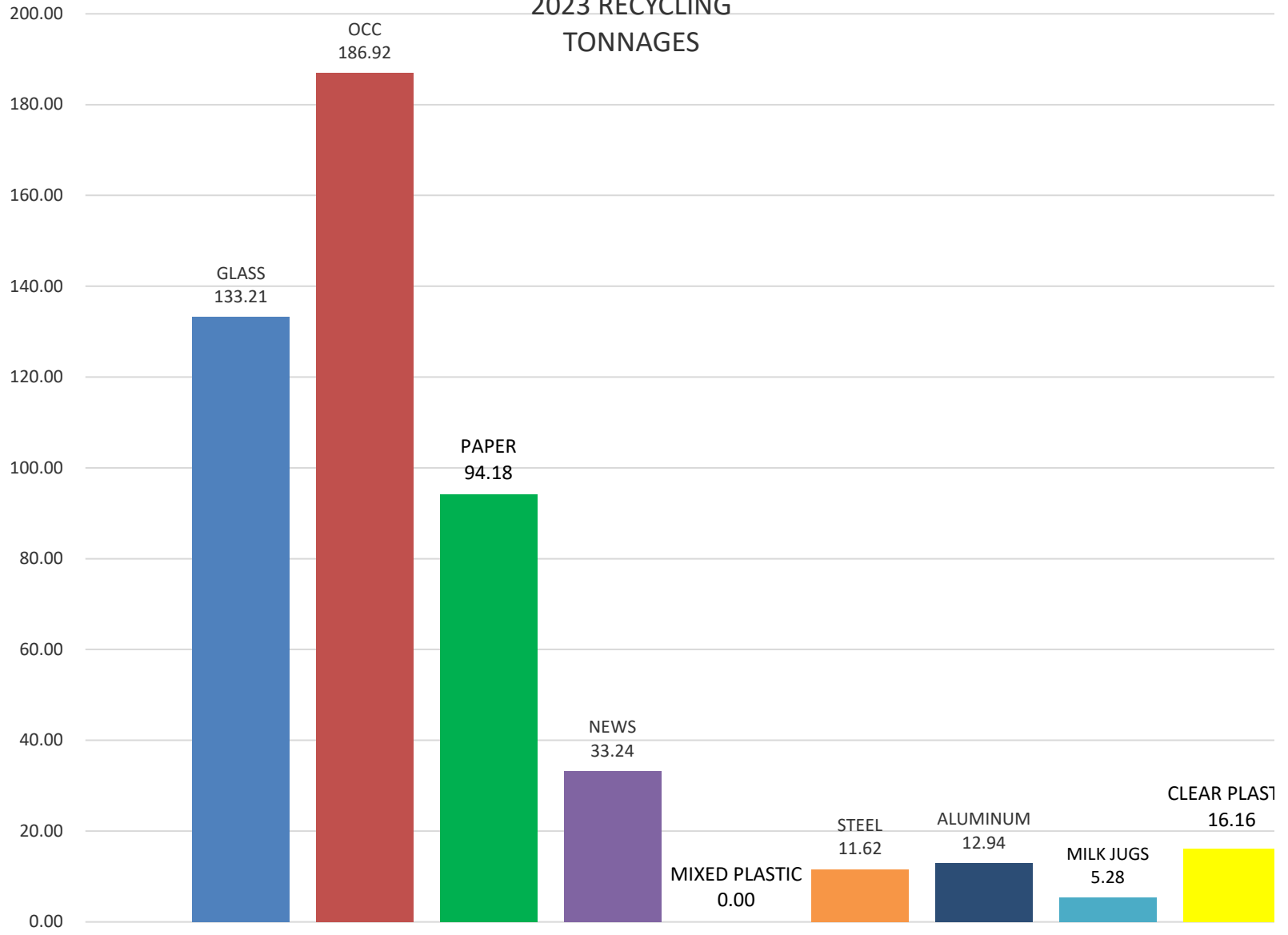
**HOLLIS  
2023 SUMMARY**

	<b>Total Tons</b>	<b>Average \$/Ton</b>	<b>Average Net \$/Ton</b>	<b>Total Net \$</b>	<b>Avoided Costs</b>	<b>Total Value</b>
<b>Aluminum</b>	8.91	742.92	539.55	4,807.40	(969.50)	5,776.90
<b>Milk Jugs</b>	5.12	320.00	261.02	1,336.40	(557.11)	1,893.51
<b>Steel Cans</b>	10.14	97.99	34.38	348.60	(1,103.29)	1,451.89
<b>Newspaper</b>	16.87	96.12	60.32	1,017.55	(1,835.62)	2,853.17
<b>Cardboard</b>	158.98	27.19	(17.65)	(2,805.30)	(17,298.61)	14,493.31
<b>Glass</b>	104.95	(48.00)	(81.69)	(8,573.60)	(11,419.61)	2,846.01
<b>Mixed Paper</b>	83.97	(11.87)	(47.83)	(4,016.58)	(9,136.78)	5,120.20
<b>Trash</b>	2,520.51	(90.00)	(108.81)	(274,266.90)	(274,256.69)	(274,266.90)
<b>Mixed Plastic</b>	0.00	0.00	0.00	0.00	0.00	0.00
<b>Clear Plastic</b>	12.74	13.45	(128.78)	(1,640.70)	(1,386.24)	(254.46)

**MONT VERNON  
2023 SUMMARY**

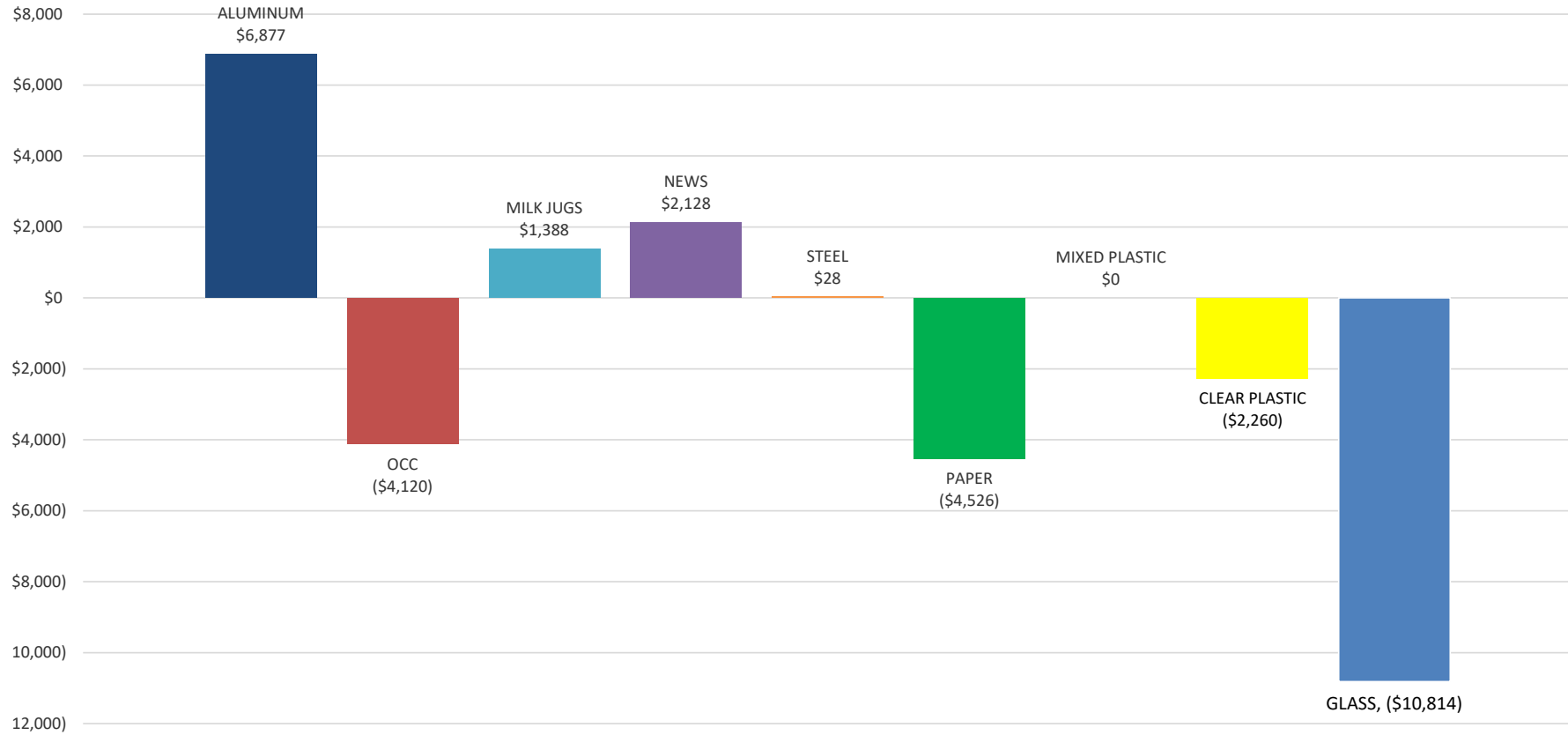
	<b>Total Tons</b>	<b>Average \$/Ton</b>	<b>Average Net \$/Ton</b>	<b>Total Net \$</b>	<b>Avoided Costs</b>	<b>Total Value</b>
<b>Aluminum</b>	4.35	769.38	422.25	1,836.80	(497.99)	2,334.79
<b>Milk Jugs</b>	0.00	0.00	0.00	0.00	0.00	0.00
<b>Steel Cans</b>	0.00	0.00	0.00	0.00	0.00	0.00
<b>Newspaper</b>	0.00	0.00	0.00	0.00	0.00	0.00
<b>Cardboard</b>	43.37	26.15	(92.23)	(3,999.95)	(4,965.00)	965.05
<b>Glass</b>	33.60	(40.00)	(92.62)	(3,112.00)	(3,846.53)	734.53
<b>Mixed Paper</b>	28.80	(10.72)	(136.55)	(3,932.69)	(3,297.02)	(635.67)
<b>Trash</b>	790.57	(90.06)	(114.48)	(90,501.40)	(90,504.45)	(90,501.40)
<b>Mixed Plastic</b>	0.00	0.00	0.00	0.00	0.00	0.00
<b>Clear Plastic</b>	0.00	0.00	0.00	0.00	0.00	0.00

# AMHERST 2023 RECYCLING TONNAGES

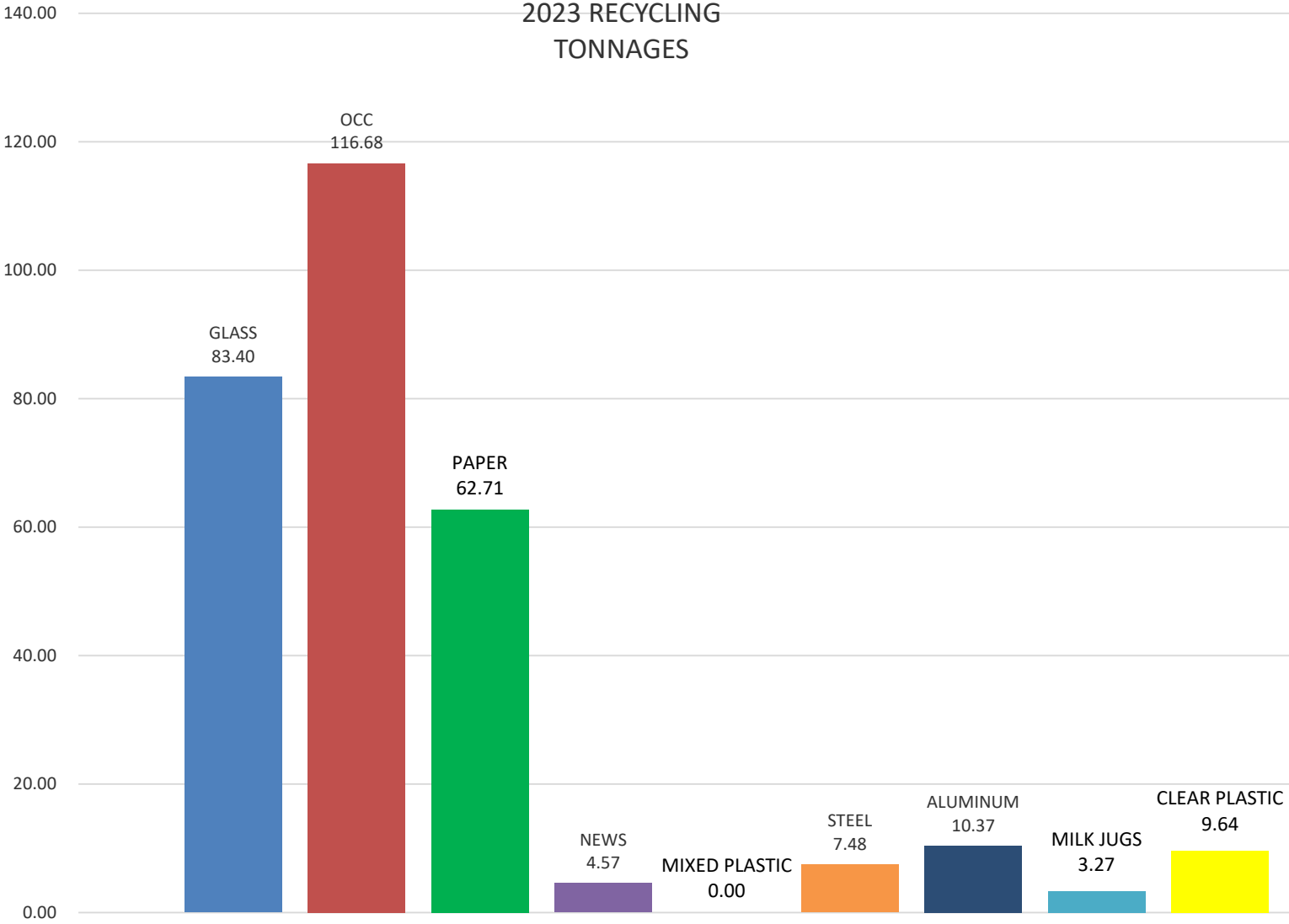




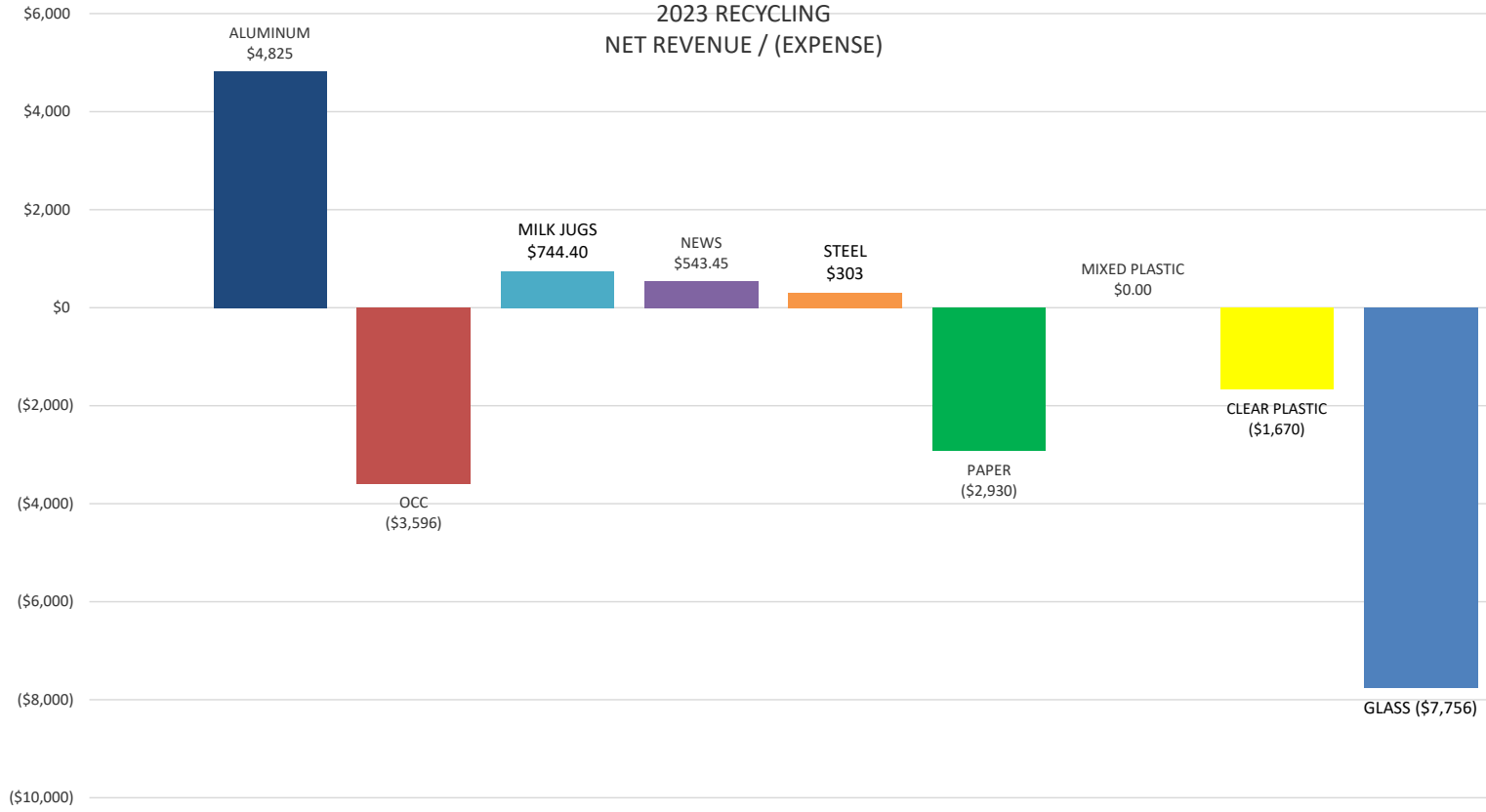
AMHERST  
2023 RECYCLING  
NET REVENUE / (EXPENSE)



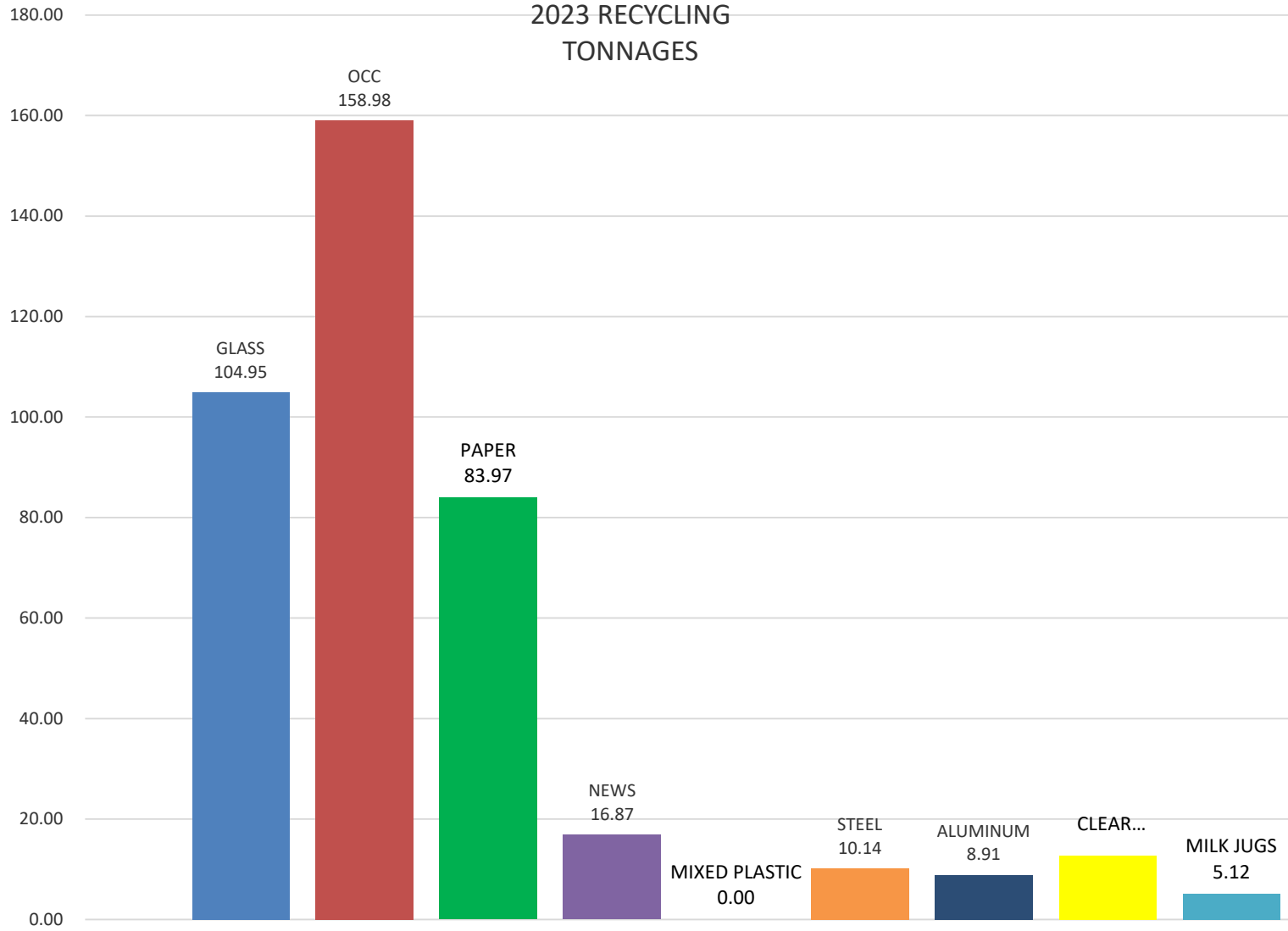
# BROOKLINE 2023 RECYCLING TONNAGES



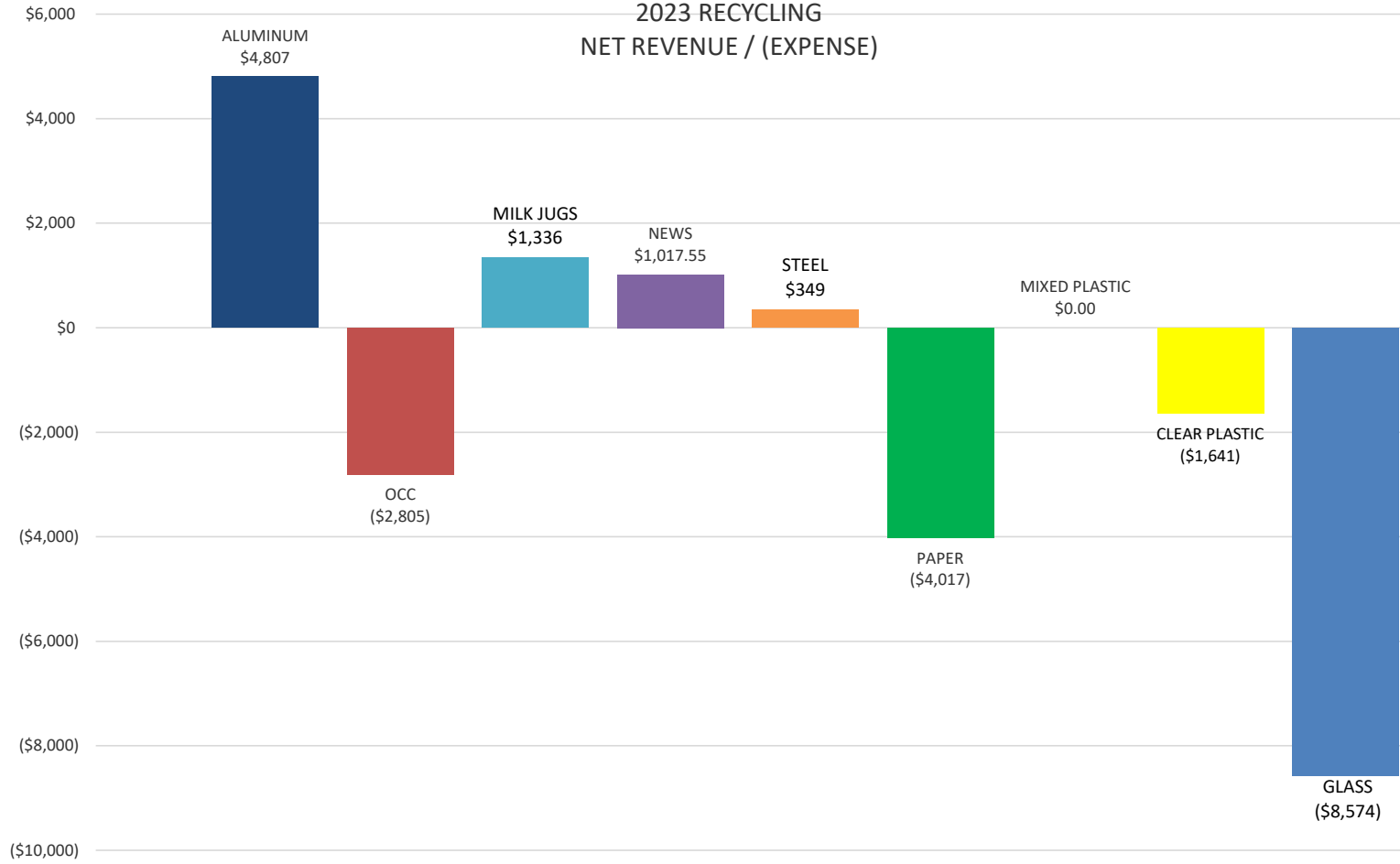
BROOKLINE  
2023 RECYCLING  
NET REVENUE / (EXPENSE)



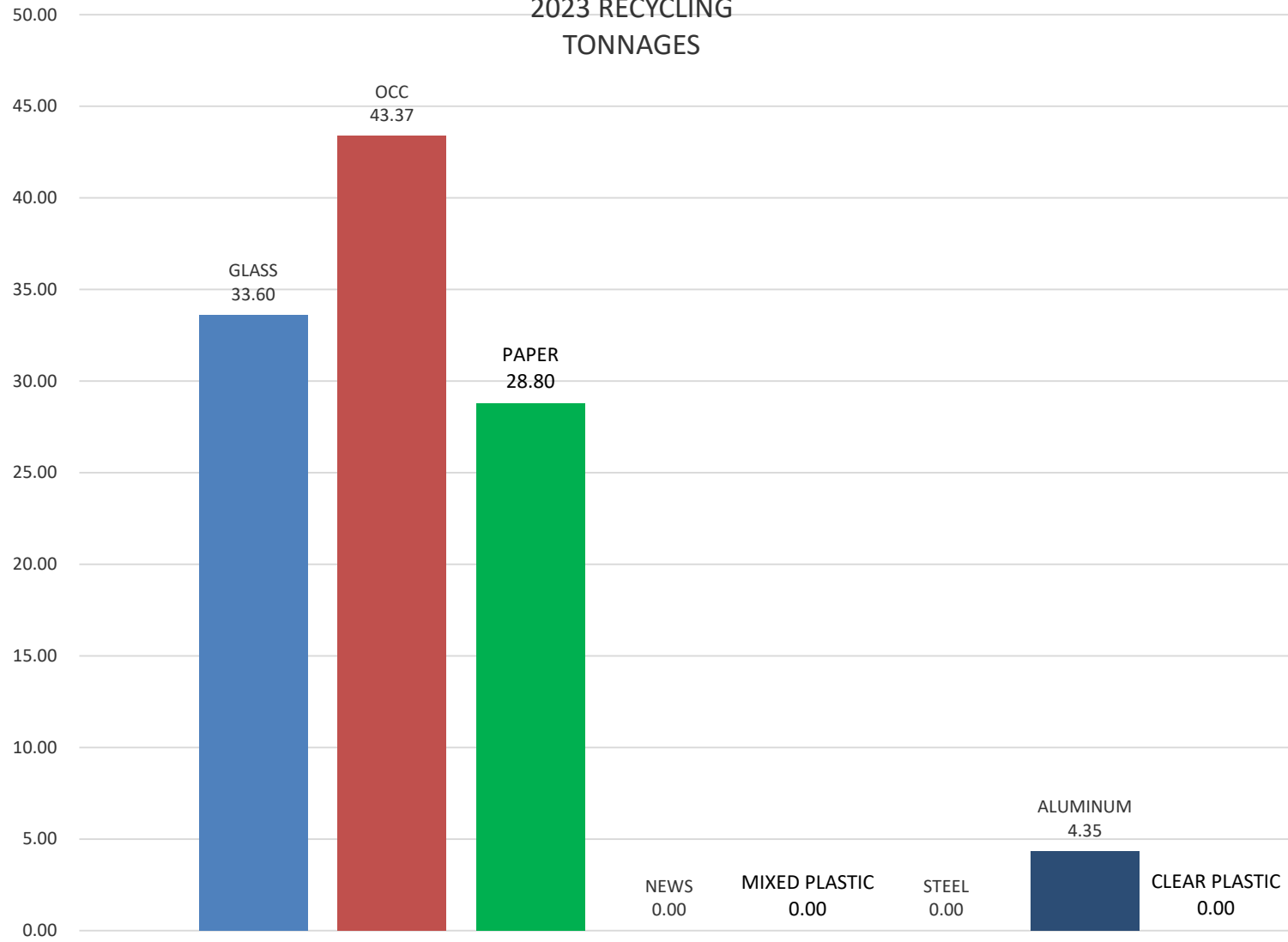
# HOLLIS 2023 RECYCLING TONNAGES



HOLLIS  
2023 RECYCLING  
NET REVENUE / (EXPENSE)



# MONT VERNON 2023 RECYCLING TONNAGES



MONT VERNON  
2023 RECYCLING  
NET REVENUE / (EXPENSE)

