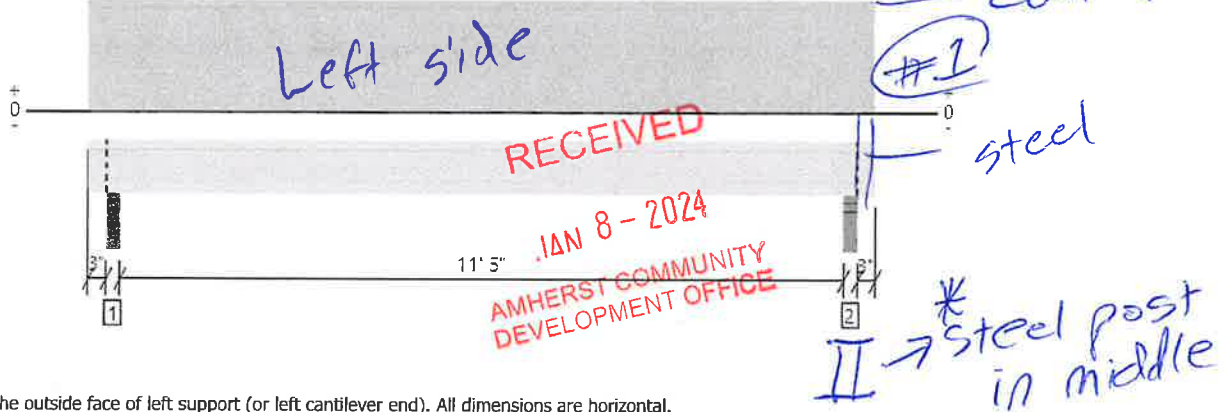


Level, Garage drop beam #+2  
 3 piece(s) 1 3/4" x 11 7/8" 2.0E Microlam® LVL

#2 PASSED  
 LVL  
 Garage  
 Center

Overall Length: 12' 6"



All locations are measured from the outside face of left support (or left cantilever end). All dimensions are horizontal.

Design Results	Actual @ Location	Allowed	Result	LDF	Load: Combination (Pattern)
Member Reaction (lbs)	2228 @ 4 3/4"	7809 (3.50")	Passed (29%)	--	1.0 D + 1.0 L (Adj Spans)
Shear (lbs)	1682 @ 1' 6 3/8"	11845	Passed (14%)	1.00	1.0 D + 1.0 L (Adj Spans)
Moment (Ft-lbs)	6096 @ 6' 3"	26772	Passed (23%)	1.00	1.0 D + 1.0 L (Alt Spans)
Live Load Defl. (in)	0.083 @ 6' 3"	0.390	Passed (L/999+)	--	1.0 D + 1.0 L (Alt Spans)
Total Load Defl. (in)	0.114 @ 6' 3"	0.585	Passed (L/999+)	--	1.0 D + 1.0 L (Alt Spans)

System : Floor  
 Member Type : Drop Beam  
 Building Use : Residential  
 Building Code : IBC 2018  
 Design Methodology : ASD

- Deflection criteria: LL (L/360) and TL (L/240).
- Overhang deflection criteria: LL (2L/360) and TL (2L/240).
- Allowed moment does not reflect the adjustment for the beam stability factor.

\* Concrete 16" Blocking under post in center of garage floor.

Supports	Bearing Length			Loads to Supports (lbs)				Accessories
	Total	Available	Required	Dead	Floor Live	Snow	Factored	
1 - Stud wall - SPF	3.50"	3.50"	1.50"	601	1627	47	2228	Blocking
2 - Stud wall - SPF	3.50"	3.50"	1.50"	601	1627	47	2228	Blocking

• Blocking Panels are assumed to carry no loads applied directly above them and the full load is applied to the member being designed.

Lateral Bracing	Bracing Intervals	Comments
Top Edge (Lu)	12' 6" o/c	
Bottom Edge (Lu)	12' 6" o/c	

•Maximum allowable bracing intervals based on applied load.

Vertical Loads	Location (Side)	Tributary Width	Dead (0.90)	Floor Live (1.00)	Snow (1.15)	Comments
0 - Self Weight (PLF)	0 to 12' 6"	N/A	18.2	--	--	
1 - Uniform (PSF)	0 to 12' 6" (Front)	6' 5"	12.0	40.0	1.2	Default Load

**Member Notes**  
 Basement drop beam. right side

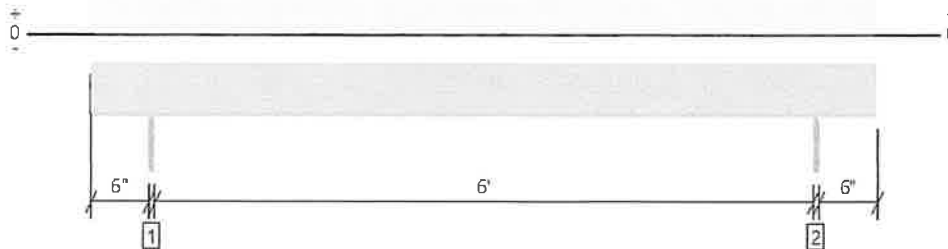
**Weyerhaeuser Notes**  
 Weyerhaeuser warrants that the sizing of its products will be in accordance with Weyerhaeuser product design criteria and published design values. Weyerhaeuser expressly disclaims any other warranties related to the software. Use of this software is not intended to circumvent the need for a design professional as determined by the authority having jurisdiction. The designer of record, builder or framer is responsible to assure that this calculation is compatible with the overall project. Accessories (Rim Board, Blocking Panels and Squash Blocks) are not designed by this software. Products manufactured at Weyerhaeuser facilities are third-party certified to sustainable forestry standards. Weyerhaeuser Engineered Lumber Products have been evaluated by ICC-ES under evaluation reports ESR-1153 and ESR-1387 and/or tested in accordance with applicable ASTM standards. For current code evaluation reports, Weyerhaeuser product literature and installation details refer to [www.woyehaeuser.com/woodproducts/document-library](http://www.woyehaeuser.com/woodproducts/document-library).  
 The product application, input design loads, dimensions and support information have been provided by Relxcon LLC

FortewEB Software Operator	Job Notes
Bryan Norwalt SERVICEEXPERTS (603) 365-6061 serviceexperts@comcast.net	Town of Hancock NH



Level, Wall from addition to main house  
**3 piece(s) 2 x 8 M-12 Frammer Series™ Lumber**

Overall Length: 7' 3"



All locations are measured from the outside face of left support (or left cantilever end). All dimensions are horizontal.

Design Results	Actual @ Location	Allowed	Result	LDF	Load: Combination (Pattern)
Member Reaction (lbs)	219 @ 6' 3/4"	3814 (1.50")	Passed (6%)	--	1.0 D + 1.0 L (Adj Spans)
Shear (lbs)	145 @ 1' 2 3/4"	3806	Passed (4%)	1.00	1.0 D + 1.0 L (Adj Spans)
Moment (Ft-lbs)	279 @ 3' 7 1/2"	5256	Passed (5%)	1.00	1.0 D + 1.0 L (Alt Spans)
Live Load Defl. (in)	0.006 @ 3' 7 1/2"	0.204	Passed (L/999+)	--	1.0 D + 1.0 L (Alt Spans)
Total Load Defl. (in)	0.008 @ 3' 7 1/2"	0.306	Passed (L/999+)	--	1.0 D + 1.0 L (Alt Spans)

System : Wall  
 Member Type : Header  
 Building Use : Residential  
 Building Code : IBC 2018  
 Design Methodology : ASD

- Deflection criteria: LL (L/360) and TL (L/240).
- Overhang deflection criteria: LL (2L/360) and TL (2L/240).
- Allowed moment does not reflect the adjustment for the beam stability factor.
- Applicable calculations are based on NDS.

Supports	Bearing Length			Loads to Supports (lbs)					Accessories
	Total	Available	Required	Dead	Floor Live	Roof Live	Snow	Factored	
1 - Trimmer - SPF	1.50"	1.50"	1.50"	73	146	5	4	219	None
2 - Trimmer - SPF	1.50"	1.50"	1.50"	73	146	5	4	219	None

Lateral Bracing	Bracing Intervals	Comments
Top Edge (Lu)	7' 3" o/c	
Bottom Edge (Lu)	7' 3" o/c	

•Maximum allowable bracing intervals based on applied load.

Vertical Loads	Location	Tributary Width	Dead (0.90)	Floor Live (1.00)	Roof Live (non-snow: 1.25)	Snow (1.15)	Comments
0 - Self Weight (PLF)	0 to 7' 3"	N/A	8.3	--	--	--	
1 - Uniform (PSF)	0 to 7' 3"	1'	12.0	40.0	1.3	1.2	Default Load

**Weyerhaeuser Notes**  
 Weyerhaeuser warrants that the sizing of its products will be in accordance with Weyerhaeuser product design criteria and published design values. Weyerhaeuser expressly disclaims any other warranties related to the software. Use of this software is not intended to circumvent the need for a design professional as determined by the authority having jurisdiction. The designer of record, builder or framer is responsible to assure that this calculation is compatible with the overall project. Accessories (Rim Board, Blocking Panels and Squash Blocks) are not designed by this software. Products manufactured at Weyerhaeuser facilities are third-party certified to sustainable forestry standards. Weyerhaeuser Engineered Lumber Products have been evaluated by ICC-ES under evaluation reports ESR-1153 and ESR-1387 and/or tested in accordance with applicable ASTM standards. For current code evaluation reports, Weyerhaeuser product literature and installation details refer to [www.weyerhaeuser.com/woodproducts/document-library](http://www.weyerhaeuser.com/woodproducts/document-library).  
 The product application, input design loads, dimensions and support information have been provided by Rexcon LLC.

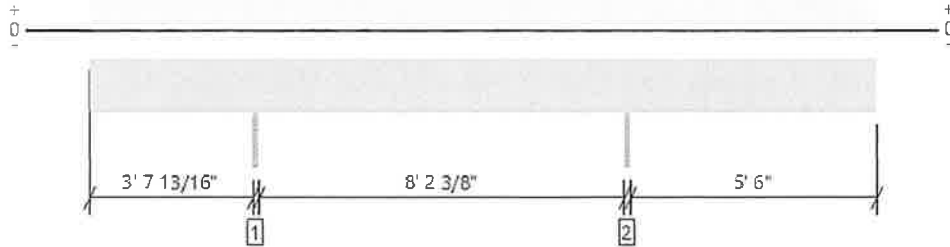
ForteWEB Software Operator	Job Notes
Bryan Norwalt SERVICEEXPERTS (603) 365-6061 serviceexperts@comcast.net	Town of Hancock NH



12/15/2023 8:45:52 PM UTC  
 ForteWEB v3.6, Engine: V8.3.1.5, Data: V8.1.4.1  
 File Name: 98 Amherst street

Level, garage front, header over doors, right side  
**3 piece(s) 1 3/4" x 11 1/4" 2.OE Microllam® LVL**

Overall Length: 17' 7 3/16"



All locations are measured from the outside face of left support (or left cantilever end). All dimensions are horizontal.

Design Results	Actual @ Location	Allowed	Result	LDF	Load: Combination (Pattern)
Member Reaction (lbs)	778 @ 12' 7/16"	5709 (1.50")	Passed (14%)	--	1.0 D + 1.0 L (Adj Spans)
Shear (lbs)	323 @ 11' 7/16"	11222	Passed (3%)	1.00	1.0 D + 1.0 L (Adj Spans)
Moment (Ft-lbs)	-1071 @ 12' 7/16"	24206	Passed (4%)	1.00	1.0 D + 1.0 L (All Spans)
Live Load Defl. (in)	0.024 @ 17' 7 3/16"	0.371	Passed (2L/999+)	--	1.0 D + 1.0 L (Alt Spans)
Total Load Defl. (in)	0.036 @ 17' 7 3/16"	0.556	Passed (2L/999+)	--	1.0 D + 1.0 L (Alt Spans)

System : Wall  
 Member Type : Header  
 Building Use : Residential  
 Building Code : IBC 2018  
 Design Methodology : ASD

- Deflection criteria: LL (L/360) and TL (L/240).
- Overhang deflection criteria: LL (2L/360) and TL (2L/240).
- Right cantilever length exceeds 1/3 member length or 1/2 back span length. Additional bracing should be considered.
- Allowed moment does not reflect the adjustment for the beam stability factor.

Supports	Bearing Length			Loads to Supports (lbs)			Accessories
	Total	Available	Required	Dead	Floor Live	Factored	
1 - Trimmer - SPF	1.50"	1.50"	1.50"	200	348	548	None
2 - Trimmer - SPF	1.50"	1.50"	1.50"	314	463	778	None

Lateral Bracing	Bracing Intervals	Comments
Top Edge (Lu)	17' 7" o/c	
Bottom Edge (Lu)	17' 7" o/c	

•Maximum allowable bracing intervals based on applied load.

Vertical Loads	Location	Tributary Width	Dead (0.90)	Floor Live (1.00)	Comments
0 - Self Weight (PLF)	0 to 17' 7 3/16"	N/A	17.2	--	
1 - Uniform (PSF)	0 to 17' 7 3/16"	1'	12.0	40.0	Default Load

**Weyerhaeuser Notes**  
 Weyerhaeuser warrants that the sizing of its products will be in accordance with Weyerhaeuser product design criteria and published design values. Weyerhaeuser expressly disclaims any other warranties related to the software. Use of this software is not intended to circumvent the need for a design professional as determined by the authority having jurisdiction. The designer of record, builder or framer is responsible to assure that this calculation is compatible with the overall project. Accessories (Rim Board, Blocking Panels and Squash Blocks) are not designed by this software. Products manufactured at Weyerhaeuser facilities are third-party certified to sustainable forestry standards. Weyerhaeuser Engineered Lumber Products have been evaluated by ICC-ES under evaluation reports ESR-1153 and ESR-1387 and/or tested in accordance with applicable ASTM standards. For current code evaluation reports, Weyerhaeuser product literature and installation details refer to [www.weyerhaeuser.com/woodproducts/document-library](http://www.weyerhaeuser.com/woodproducts/document-library).  
 The product application, input design loads, dimensions and support information have been provided by Rebcon LLC

ForteWEB Software Operator	Job Notes
Bryan Norwalt SERVICEEXPERTS (603) 365-6061 serviceexperts@comcast.net	Town of Hancock NH

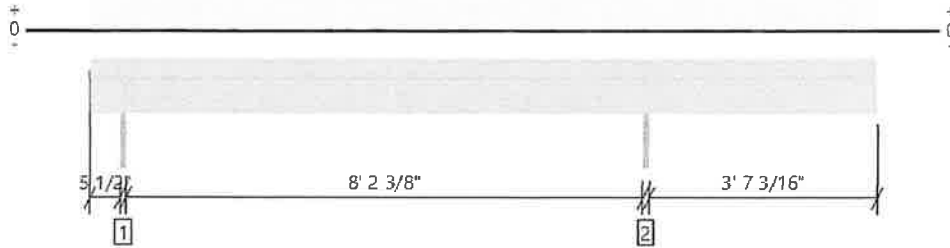


12/15/2023 8:41:31 PM UTC  
 ForteWEB v3.6, Engine: V8.3.1.5, Data: V8.1.4.1  
 File Name: 98 Amherst street

Level, garage front. header over doors. Left side

**Current Solution: 3 piece(s) 1 3/4" x 11 1/4" 2.0E Microllam® LVL**

Overall Length: 12' 6 1/8"



All locations are measured from the outside face of left support (or left cantilever end). All dimensions are horizontal.

Design Results	Actual @ Location	Allowed	Result	LDF	Load: Combination (Pattern)
Member Reaction (lbs)	597 @ 8' 10 1/8"	5709 (1.50")	Passed (10%)	--	1.0 D + 1.0 L (Adj Spans)
Shear (lbs)	274 @ 7' 10 1/8"	11222	Passed (2%)	1.00	1.0 D + 1.0 L (Adj Spans)
Moment (Ft-lbs)	504 @ 4' 4 3/16"	24206	Passed (2%)	1.00	1.0 D + 1.0 L (Alt Spans)
Live Load Defl. (in)	0.006 @ 12' 6 1/8"	0.244	Passed (2L/999+)	--	1.0 D + 1.0 L (Alt Spans)
Total Load Defl. (in)	0.006 @ 12' 6 1/8"	0.366	Passed (2L/999+)	--	1.0 D + 1.0 L (Alt Spans)

System : Wall  
 Member Type : Header  
 Building Use : Residential  
 Building Code : IBC 2018  
 Design Methodology : ASD

All Product Solutions			
Depth	Series	Plies	Cost Index
5 1/4"	3 1/2" 1.8E Parallam® PSL (Plank)	1	33.08 *
11 1/4"	1 3/4" 2.0E Microllam® LVL	3	118.13

The purpose of this report is for product comparison only. Load and support information necessary for professional design review is not displayed here. Please print an individual Member Report for submittal purposes.

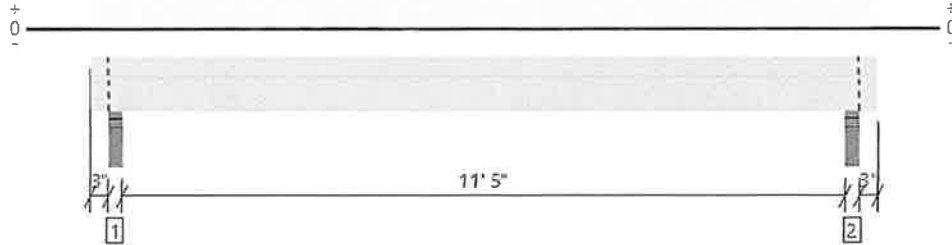
ForteWEB Software Operator	Job Notes
Bryan Norwalt SERVICEEXPERTS (603) 365-6061 servicexperts@comcast.net	Town of Hancock NH



Level, Garage drop beam 2 right side

**Current Solution: 3 piece(s) 1 3/4" x 11 7/8" 2.0E Microllam® LVL**

Overall Length: 12' 6"



All locations are measured from the outside face of left support (or left cantilever end). All dimensions are horizontal.

Design Results	Actual @ Location	Allowed	Result	LDF	Load: Combination (Pattern)
Member Reaction (lbs)	2228 @ 4 3/4"	7809 (3.50")	Passed (29%)	--	1.0 D + 1.0 L (Adj Spans)
Shear (lbs)	1682 @ 1' 6 3/8"	11845	Passed (14%)	1.00	1.0 D + 1.0 L (Adj Spans)
Moment (Ft-lbs)	6096 @ 6' 3"	26772	Passed (23%)	1.00	1.0 D + 1.0 L (Alt Spans)
Live Load Defl. (in)	0.083 @ 6' 3"	0.390	Passed (1/999+)	--	1.0 D + 1.0 L (Alt Spans)
Total Load Defl. (in)	0.114 @ 6' 3"	0.585	Passed (1/999+)	--	1.0 D + 1.0 L (Alt Spans)

System : Floor  
 Member Type : Drop Beam  
 Building Use : Residential  
 Building Code : IBC 2018  
 Design Methodology : ASD

All Product Solutions			
Depth	Series	Plies	Cost Index
9 1/4"	3 1/2" 2.0E Parallam® PSL (East)	1	64.75 *
11 7/8"	1 3/4" 2.0E Microllam® LVL	3	124.69

The purpose of this report is for product comparison only. Load and support information necessary for professional design review is not displayed here. Please print an individual Member Report for submittal purposes.

ForteWEB Software Operator	Job Notes
Bryan Norwalt SERVICEEXPERTS (603) 365-6061 servicexperts@comcast.net	Town of Hancock NH

